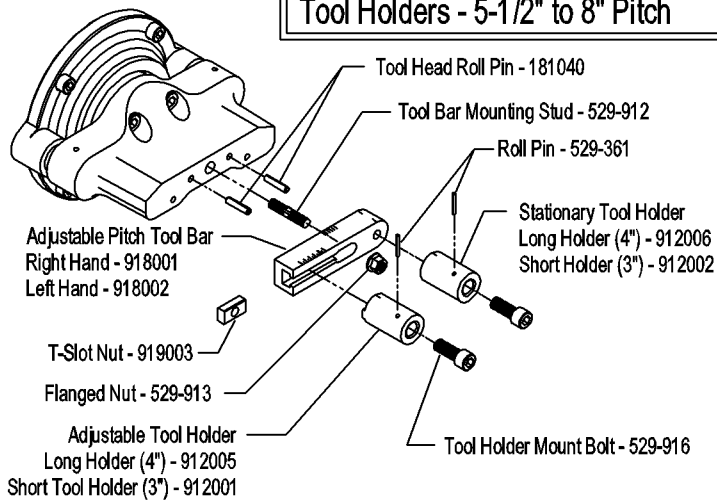


91- Series Tooling Chart

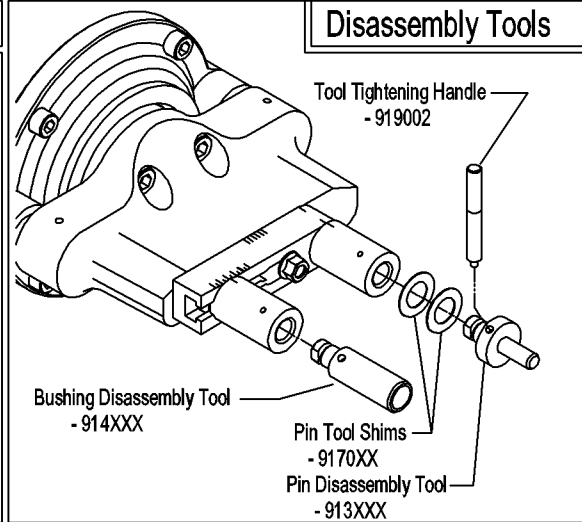
WTC MACHINERY CORPORATION
W1222 LINDEN ROAD IXONIA, WISCONSIN 53066 USA
PHONE: 800.248.8405 or 262.567.3993
FAX: 262.569.4850
www.wtcmachinery.com

91 Series Tooling Identification

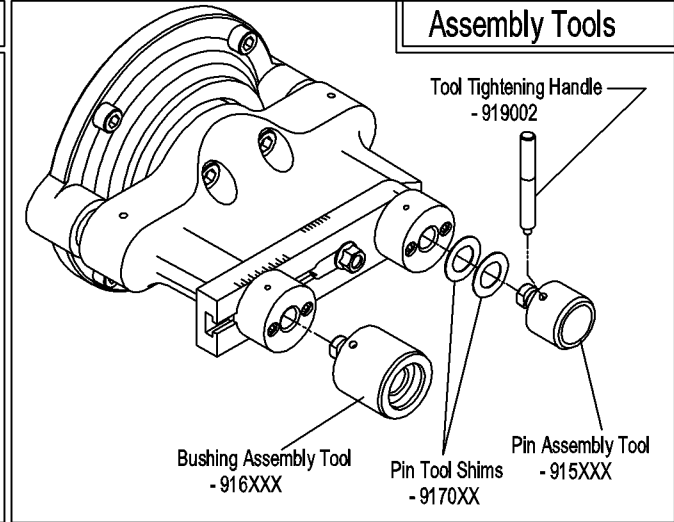
Tool Holders - 5-1/2" to 8" Pitch



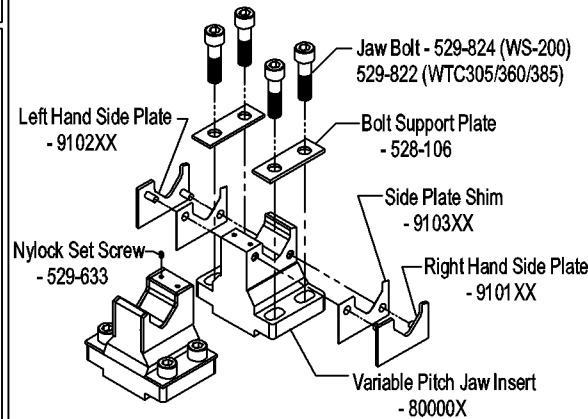
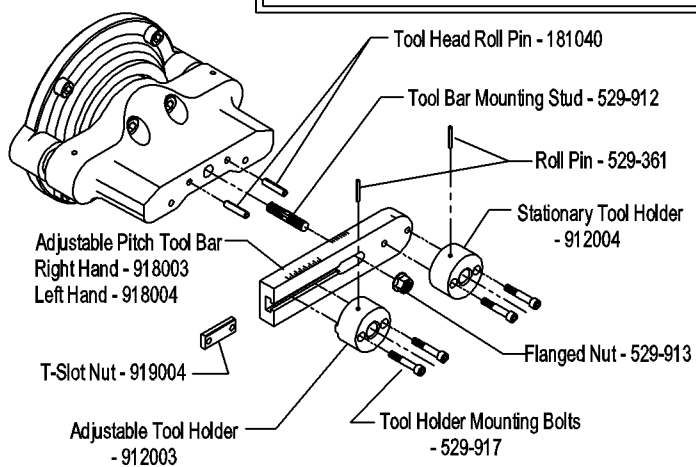
Disassembly Tools



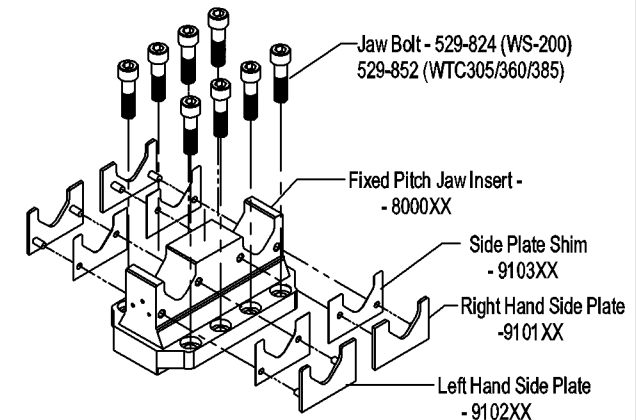
Assembly Tools



Tool Holders - 8" to 11-1/2" Pitch



Variable Pitch (Split) Jaw Inserts



Fixed Pitch (Solid) Jaw Insert

STANDARD ACCESSORY ITEMS (529-1425)

PART NO.	DESCRIPTION	QTY	PART NO.	DESCRIPTION	QTY
525-246	5/8" Hex Key	1	529-913	Flanged Nut	2
525-247	5/16" Hex Key	1	529-917	1/2"-13 Mounting Bolt	8
525-248	3/8" Hex Key	1	919002	Tightening Handle	2
528-106	Jaw Support Plate	4	919003	T-Slot Nut (1 Hole)	2
529-633	5/16"-18 Set Screw	8	919004	T-Slot Nut (1 Hole)	2
529-912	Mounting Stud	2	919005	Tool Bar Wrench	1

Table of Contents

Caterpillar. .	pg. 1-31
Dresser	pg. 31-42
Fiat	pg. 43-63
Hitachi	pg. 63-65
Case	pg. 65-73
John Deere	pg. 73-89
Kobelco	pg. 89
Komatsu	pg. 89-117
Kubota	pg. 117
Liebherr	pg. 119
Linkbelt	pg. 119
Massey Fergusson	pg. 119-121
Terex	pg. 121-123
Volvo	pg. 123

WTC Machinery Corporation
91 Series Track Tooling Chart

Make	Model	Comments	Type	Pin Dia.	Pin Length	Bushing Dia.	Bushing Length	Pitch	Jaw Type	Jaw	Side Plates (2)	
CAT	5130		SALT	2.626	14.173	4.33	9.343	12.5	8-HOLE	910005		
CAT	215	w/ 9/16 BOLT	SEALED	1.315	6.37	2.12	4.17	6.735	ADJ	800005		
CAT	941	w/ 5/8 BOLT	SEALED	1.314	7.22	2.118	4.99	6.735	ADJ	800005	910104	910204
CAT	215	w/ 5/8 BOLT	SEALED	1.314	7.22	2.118	4.99	6.735	ADJ	800005	910104	910204
CAT	225	EXC	SEALED	1.314	7.22	2.118	4.99	6.735	ADJ	800005	910104	910204
CAT	D4D		SEALED	1.314	7.22	2.118	4.99	6.735	ADJ	800005	910104	910204
CAT	215A		SEALED	1.442	8.12	2.312	5.7	7.48	ADJ	800001		
CAT	219		SEALED	1.442	8.12	2.312	5.7	7.48	ADJ	800001		
CAT	225B	EXC	SEALED	1.442	8.12	2.312	5.7	7.48	ADJ	800001		
CAT	225C	EXC	SEALED	1.442	8.12	2.312	5.7	7.48	ADJ	800001		
CAT	245	EXC	SEALED	2.253	11.259	3.371	7.866	10.25	8-HOLE	910042		
CAT	307C		GREASE	0.94	5.15	1.62	3.18	6.06	ADJ	800005		
CAT	314B	EXC	SEALED	1.321	7.01	1.992	4.66	6.75	ADJ	800005		
CAT	311	EXC	SEALED	1.321	7.01	1.992	4.66	6.75	ADJ	800005	910116	910216
CAT	312	EXC	SEALED	1.321	7.01	1.992	4.66	6.75	ADJ	800005	910116	910216
CAT	313B	EXC	SEALED	1.321	7.01	1.992	4.66	6.75	ADJ	800005	910116	910216
CAT	312C	EXC	GREASE	1.32	7	1.99	4.49	6.75	ADJ	800005	910116	910216

WTC Machinery Corporation
91 Series Track Tooling Chart

Model	Shims(4) Unless Specified	RH Tool Bar	LH Tool Bar	Tool Holder ADJ (2)	Tool Holder Stat (2)	Pin Dissy (2)	Bushing Dissy (2)	Pin Assembly (2)	Bushing Assembly (2)	Shim Group	M.B.A. (2)	Plate for WS-310 (1)	Shim for WS-310 (2)
5130						A2800-274-ws200		A2392-274					
215		918001	918002	912005	912006	913030	914002	915089	916127	917059	900223	528-150	528144
941		918001	918002	912005	912006	913010	914011	915011	916011	917059	900272	528-150	528-144
215		918001	918002	912005	912006	913010	914011	915011	916011	917059	900272	528-150	528-144
225		918001	918002	912005	912006	913010	914011	915011	916011	917059	900272	528-150	528-144
D4D		918001	918002	912005	912006	913010	914011	915011	916011	917059	900272	528-150	528-144
215A		918001	918002	912005	912006	913033	914113	915052	916094	917059	900209	528-142	
219		918001	918002	912005	912006	913033	914113	915052	916094				
225B		918001	918002	912005	912006	913033	914113	915052	916094				
225C		918001	918002	912005	912006	913033	914113	915052	916094				
245		918003	918004	912003	912004	913007	914005	915005	916005	917060	900238	528-150	528-147
307C		918001	918002	912005	912006	913037	914084	915169	916230	917059	9002033	528-142	
314B		918001	918002	912005	912006	913053	914002	915059	916200				
311		918001	918002	912005	912006	913053	914002	915059	916200	917059		528-150	528-146
312		918001	918002	912005	912006	913053	914002	915059	916200	917059		528-150	528-146
313B		918001	918002	912005	912006	913053	914002	915059	916200	917059		528-150	528-146
312C		918001	918002	912005	912006	913053	914002	915059	916231	917059		528-150	528-146

WTC Machinery Corporation
91 Series Track Tooling Chart

Make	Model	Comments	Type	Pin Dia.	Pin Length	Bushing Dia.	Bushing Length	Pitch	Jaw Type	Jaw	Side Plates (2)	
CAT	315B	EXC	GREASE	1.442	8.15	3.12	5.32	7.48	ADJ	800001		
CAT	315C	EXC	GREASE	1.442	8.15	3.12	5.32	7.48	ADJ	800001	910119	910219
CAT	320C	EXC	GREASE	1.442	8.15	3.12	5.32	7.48	ADJ	800001	910119	910219
CAT	322C	EXC	GREASE	1.442	8.15	3.12	5.32	7.48	ADJ	800001	910119	910219
CAT	318C	EXC	GREASE	1.442	8.15	3.12	5.32	7.48	ADJ	800001	910119	910219
CAT	322B	EXC	GREASE	1.442	8.15	3.12	5.32	7.48	ADJ	800001		
CAT	320	EXC	SEALED	1.442	8.15	2.312	5.7	7.48	ADJ	800001		
CAT	315	EXC	SEALED	1.442	8.15	2.312	5.7	7.48	ADJ	800001		
CAT	317	EXC	SEALED	1.442	8.15	2.312	5.7	7.48	ADJ	800001		
CAT	322	EXC	SEALED	1.442	8.15	2.312	5.7	7.48	ADJ	800001		
CAT	320B	EXC	SEALED	1.442	8.15	2.312	5.7	7.48	ADJ	800001		
CAT	325BL	EXC	SEALED	1.654	9.055	2.519	6.319	8	8-HOLE	910025		
CAT	325	EXC	SEALED	1.654	9.055	2.519	6.319	8	8-HOLE	910025	910114	910214
CAT	325C	EXC	GREASE	1.65	9.05	2.52	5.96	7.985	8-HOLE	910025	910114	910214
CAT	330B	EXC	SEALED	1.811	9.665	2.677	6.785	8.5	8-HOLE	910024		
CAT	330	EXC	SEALED	1.811	9.665	2.677	6.785	8.5	8-HOLE	910024	910108	910208
CAT	330B	EXC	GREASE	1.811	9.665	2.677	6.456	8.5	8-HOLE	910024		

WTC Machinery Corporation
91 Series Track Tooling Chart

Model	Shims(4) Unless Specified	RH Tool Bar	LH Tool Bar	Tool Holder ADJ (2)	Tool Holder Stat (2)	Pin Dissy (2)	Bushing Dissy (2)	Pin Assembly (2)	Bushing Assembly (2)	Shim Group	M.B.A. (2)	Plate for WS-310 (1)	Shim for WS-310 (2)
315B		918001	918002	912001	912002	913054	914113	915236	916232				
315C		918001	918002	912001	912002	913054	914113	915170	916232	917059	9002023	528-150	528-147
320C		918001	918002	912001	912002	913054	914113	915170	916232	917059	9002023	528-150	528-147
322C		918001	918002	912001	912002	913054	914113	915170	916232	917059	9002023	528-150	528-147
318C		918001	918002	912001	912002	913054	914113	915170	916232	917059	9002023	528-150	528-147
322B		918001	918002	912001	912002	913054	914113	915236	916232				
320		918001	918002	912005	912006	913033	914113	915140	916094	917059	900209	528-142	
315		918001	918002	912005	912006	913033	914113	915140	916094	917059	900209	528-142	
317		918001	918002	912005	912006	913033	914113	915140	916094	917059	900209	528-142	
322		918001	918002	912005	912006	913033	914113	915140	916094	917059	900209	528-142	
320B		918001	918002	912005	912006	913033	914113	915140	916094				
325BL		918003	918004	912003	912004	913012	914120	915141	914196				
325		918003	918004	912003	912004	913012	914120	915141	914196	917060	9002015	528-150	528-146
325C		918003	918004	912003	912004	913059	914120	915141	916233	917060	9002024	528-150	528-146
330B		918003	918004	912003	912004	913005	914121	915015	916197				
330		918003	918004	912003	912004	913005	914121	915015	916197	917060	9002016	528-143	
330B		918003	918004	912003	912004	913006	914010	915185	916228				

WTC Machinery Corporation
91 Series Track Tooling Chart

Make	Model	Comments	Type	Pin Dia.	Pin Length	Bushing Dia.	Bushing Length	Pitch	Jaw Type	Jaw	Side Plates (2)	
CAT	330C	EXC	SEALED	1.811	9.665	2.677	6.456	8.5	8-HOLE	910024	910108	910208
CAT	345BL	EXC	SALT	1.877	9.882	2.812	6.41	8.5	8-HOLE	910024		
CAT	345B	EXC	SALT	1.877	9.882	2.812	6.41	8.5	8-HOLE	910024		
CAT	345	EXC	SEALED	2.003	11.438	2.996	7.941	8.5	8-HOLE	910024	910108	910208
CAT	365	EXC	SEALED	2.253	12.244	3.71	8.854	10.25	8-HOLE	910042	910120	910220
CAT	5080		SEALED	2.253	12.244	3.71	8.854	10.25	8-HOLE	910042	910120	910220
CAT	375	EXC	SEALED	2.253	12.244	3.71	8.854	10.25	8-HOLE	910042	910120	910220
CAT	365BL	EXC	SEALED	2.253	12.244	3.71	8.854	10.25	8-HOLE	910028		
CAT	385B	EXC	SEALED	2.253	13.188	3.371	8.854	10.25	8-HOLE	910042	910120	910220
CAT	943	HI RAIL	SALT	1.315	7.22	2.119	4.437	6.735	ADJ	800005		
CAT	D5	PRO	SALT	1.442	8.12	2.312	5.214	6.906	ADJ	800001	910119	910219
CAT	953	HI RAIL	SALT	1.442	8.12	2.312	5.214	6.906	ADJ	800001	910119	910219
CAT	973	HI RAIL	SALT	1.878	9.88	2.812	6.409	8.5	8-HOLE	910024		
CAT	D10		PPR	2.252	11.974	3.809	8.27	10.25	8-HOLE	910042	910120	910220
CAT	D10		SALT	2.253	12.25	3.809	8.27	10.25	8-HOLE	910042	910120	910220
CAT	D10R		PPR	2.253	11.97	3.557	8.28	10.25	8-HOLE	910042	910120	910220
CAT	D10N		PPR	2.253	11.97	3.557	8.28	10.25	8-HOLE	910042	910120	910220

WTC Machinery Corporation
91 Series Track Tooling Chart

Model	Shims(4) Unless Specified	RH Tool Bar	LH Tool Bar	Tool Holder ADJ (2)	Tool Holder Stat (2)	Pin Dissy (2)	Bushing Dissy (2)	Pin Assembly (2)	Bushing Assembly (2)	Shim Group	M.B.A. (2)	Plate for WS-310 (1)	Shim for WS-310 (2)
330C		918003	918004	912003	912004	913006	914010	915015	916228	917060	9002021	528-143	
345BL		918003	918004	912003	912004	913064	914022	915200	916260				
345B		918003	918004	912003	912004	913017	914022	915200	916260				
345	910308	918003	918004	912003	91204	913001	914001	915142	916001	917060	9002017	528-143	528-147
365		918003	918004	912003	912004	913007	914005	915139	916005	917060	900238	528-150	528-147
5080		918003	918004	912003	912004	913007	914005	915139	916005	917060	900238	528-150	528-147
375		918003	918004	912003	912004	913007	914005	915139	916005	917060	900238	528-150	528-147
365BL		918003	918004	912003	912004	913007	914005	915139	916005				
385B		918003	918004	912003	912004	913058	914005	915168	916005	917060	900238	528-150	528-147
943		918001	918002	912005	912006	913031	914002	915002	916251				
D5		918001	918002	912005	912006	913008	914070	915052	916074	917059		528-142	528-147
953		918001	918002	912005	912006	913008	914070	915052	916074	917059		528-142	528-147
973		918003	918004	912003	912004	913064	914022	915201	916152				
D10		918003	918004	912003	912004	913007	914093	915240	916283	917060	A2392-120C	528-150	
D10		918003	918004	912003	912004	913048	914109	915063	916157	917060		528-150	
D10R		918003	918004	912003	912004	913007	914093	915246	916157	917060	A2392-137B	528-150	
D10N		918003	918004	912003	912004	913007	914093	915246	916157	917060	A2392-137B	528-150	

WTC Machinery Corporation
91 Series Track Tooling Chart

Make	Model	Comments	Type	Pin Dia.	Pin Length	Bushing Dia.	Bushing Length	Pitch	Jaw Type	Jaw	Side Plates (2)	
CAT	D10T		SALT	2.253	12.25	3.557	8.28	10.25	8-HOLE	910042		
CAT	D10R		SALT	2.253	12.25	3.557	8.28	10.25	8-HOLE	910042	910120	910220
CAT	D10N		SALT	2.253	12.25	3.557	8.28	10.25	8-HOLE	910042	910120	910220
CAT	D11		SALT	2.626	13.81	4.633	9.34	12.5	8-HOLE	910033		
CAT	D11R		PPR	2.626	13.812	4.33	9.343	12.5	8-HOLE	910033		
CAT	D11N		PPR	2.626	13.812	4.33	9.343	12.5	8-HOLE	910033		
CAT	D2		SEALED	1.125	6.18	1.69	4.255	6.125	ADJ	800005		
CAT	R2-15-22		RECESS	1.127	6.156	1.687	4.25	6.125	ADJ	800005		
CAT	D2		RECESS	1.127	6.156	1.687	4.25	6.125	ADJ	800005		
CAT	D3B		SEALED	1.129	6.156	1.85	4.222	6.125	ADJ	800005		
CAT	D3G		SEALED	1.129	6.156	1.85	4.222	6.125	ADJ	800005		
CAT	931		SEALED	1.129	6.156	1.85	4.222	6.125	ADJ	800005		
CAT	935B		SEALED	1.129	6.156	1.85	4.222	6.125	ADJ	800005		
CAT	933		SEALED	1.129	6.156	1.85	4.222	6.125	ADJ	800005		
CAT	D4B		SEALED	1.129	6.156	1.85	4.222	6.125	ADJ	800005		
CAT	D4C		SEALED	1.129	6.156	1.85	4.222	6.125	ADJ	800005		
CAT	D4G		SEALED	1.129	6.156	1.85	4.222	6.125	ADJ	800005		

WTC Machinery Corporation
91 Series Track Tooling Chart

Model	Shims(4) Unless Specified	RH Tool Bar	LH Tool Bar	Tool Holder ADJ (2)	Tool Holder Stat (2)	Pin Dissy (2)	Bushing Dissy (2)	Pin Assembly (2)	Bushing Assembly (2)	Shim Group	M.B.A. (2)	Plate for WS-310 (1)	Shim for WS-310 (2)
D10T		918003	918004	912003	912004	913048	914109	915104	916158				
D10R		918003	918004	912003	912004	913048	914109	915104	916158	917060		528-150	
D10N		918003	918004	912003	912004	913048	914109	915104	916158	917060		528-150	
D11		918003	918004	918006	918006	913065	914141	915202	916261				
D11R		918003	918004	918006	918006	913047	914008	915203	916157				
D11N		918003	918004	918006	918006	913047	914008	915203	916157				
D2		918001	918002	912005	912006	913066	914142	915040	916068				
R2-15-22		918001	918002	912005	912006	913067	914143	916040	916067				
D2		918001	918002	912005	912006	913067	914143	916040	916067				
D3B		918001	918002	912005	912006	913004	914004	915004	916004	917059	900200	528-142	
D3G		918001	918002	912005	912006	913004	914004	915004	916004	917059	900200	528-142	
931		918001	918002	912005	912006	913004	914004	915004	916004	917059	900200	528-142	
935B		918001	918002	912005	912006	913004	914004	915004	916004	917059	900200	528-142	
933		918001	918002	912005	912006	913004	914004	915004	916004	917059	900200	528-142	
D4B		918001	918002	912005	912006	913004	914004	915004	916004	917059	900200	528-142	
D4C		918001	918002	912005	912006	913004	914004	915004	916004	917059	900200	528-142	
D4G		918001	918002	912005	912006	913004	914004	915004	916004	917059	900200	528-142	

WTC Machinery Corporation
91 Series Track Tooling Chart

Make	Model	Comments	Type	Pin Dia.	Pin Length	Bushing Dia.	Bushing Length	Pitch	Jaw Type	Jaw	Side Plates (2)	
CAT	TR225		SEALED	1.129	6.156	1.85	4.222	6.125	ADJ	800005		
CAT	SF350		SEALED	1.129	6.156	1.85	4.222	6.125	ADJ	800005		
CAT	AP1050		SEALED	1.129	6.156	1.85	4.222	6.125	ADJ	800005		
CAT	PR450		SEALED	1.129	6.156	1.85	4.222	6.125	ADJ	800005		
CAT	D3		SEALED	1.129	6.156	1.85	4.222	6.125	ADJ	800005		
CAT	D3		SALT	1.126	6.161	1.85	3.706	6.125	ADJ	800005		
CAT	D3B		SALT	1.126	6.161	1.85	3.706	6.125	ADJ	800005		
CAT	D3C		SALT	1.126	6.161	1.85	3.706	6.125	ADJ	800005		
CAT	D3G		SALT	1.126	6.161	1.85	3.706	6.125	ADJ	800005		
CAT	931		SALT	1.126	6.161	1.85	3.706	6.125	ADJ	800005		
CAT	935B		SALT	1.126	6.161	1.85	3.706	6.125	ADJ	800005		
CAT	D4B		SALT	1.126	6.161	1.85	3.706	6.125	ADJ	800005		
CAT	D4C		SALT	1.126	6.161	1.85	3.706	6.125	ADJ	800005		
CAT	D4G		SALT	1.126	6.161	1.85	3.706	6.125	ADJ	800005		
CAT	D3	EARLY	SALT	1.126	6.161	1.85	3.706	6.125	ADJ	800005		
CAT	933	CURRENT	SALT	1.126	6.161	1.85	3.706	6.125	ADJ	800005		
CAT	D3		SALT	1.126	6.161	1.85	3.706	6.125	ADJ	800005		

WTC Machinery Corporation
91 Series Track Tooling Chart

Model	Shims(4) Unless Specified	RH Tool Bar	LH Tool Bar	Tool Holder ADJ (2)	Tool Holder Stat (2)	Pin Dissy (2)	Bushing Dissy (2)	Pin Assembly (2)	Bushing Assembly (2)	Shim Group	M.B.A. (2)	Plate for WS-310 (1)	Shim for WS-310 (2)
TR225		918001	918002	912005	912006	913004	914004	915004	916004	917059	900200	528-142	
SF350		918001	918002	912005	912006	913004	914004	915004	916004	917059	900200	528-142	
AP1050		918001	918002	912005	912006	913004	914004	915004	916004	917059	900200	528-142	
PR450		918001	918002	912005	912006	913004	914004	915004	916004	917059	900200	528-142	
D3		918001	918002	912005	912006	913004	914004	915004	916004	917059	900200	528-142	
D3		918001	918002	912005	912006	913034	914069	915082	916115	917059		528-142	
D3B		918001	918002	912005	912006	913034	914069	915082	916115	917059		528-142	
D3C		918001	918002	912005	912006	913034	914069	915082	916115	917059		528-142	
D3G		918001	918002	912005	912006	913034	914069	915082	916115	917059		528-142	
931		918001	918002	912005	912006	913034	914069	915082	916115	917059		528-142	
935B		918001	918002	912005	912006	913034	914069	915082	916115	917059		528-142	
D4B		918001	918002	912005	912006	913034	914069	915082	916115	917059		528-142	
D4C		918001	918002	912005	912006	913034	914069	915082	916115	917059		528-142	
D4G		918001	918002	912005	912006	913034	914069	915082	916115	917059		528-142	
D3		918001	918002	912005	912006	913034	914069	915082	916115	917059		528-142	
933		918001	918002	912005	912006	913034	914069	915082	916115	917059		528-142	
D3		918001	918002	912005	912006	913034	914069	915082	916115	917059		528-142	528-142

WTC Machinery Corporation
91 Series Track Tooling Chart

Make	Model	Comments	Type	Pin Dia.	Pin Length	Bushing Dia.	Bushing Length	Pitch	Jaw Type	Jaw	Side Plates (2)	
CAT	D3	FORMER	SALT	1.126	6.161	1.85	3.706	6.125	ADJ	800005		
CAT	935C		SALT	1.126	6.161	1.85	3.706	6.125	ADJ	800005		
CAT	941	w/ 9/16 BOLT	SEALED	1.314	7	1.993	4.834	6.735	ADJ	800001		
CAT	D4D		SEALED	1.314	7	1.993	4.834	6.735	ADJ	800001		
CAT	D4		SEALED	1.314	7	1.993	4.834	6.735	ADJ	800001		
CAT	D4	w/ 1/2 BOLT	SEALED	1.314	7	1.994	4.804	6.735	ADJ	800001		
CAT	D4C	w/ 1/2 BOLT	SEALED	1.314	7	1.994	4.804	6.735	ADJ	800001		
CAT	D4D	w/ 1/2 BOLT	SEALED	1.314	7	1.994	4.804	6.735	ADJ	800001		
CAT	D4	w/ 9/16 BOLT	SEALED	1.314	7	1.994	4.804	6.735	ADJ	800001		
CAT	D4C	w/ 9/16 BOLT	SEALED	1.314	7	1.994	4.804	6.735	ADJ	800001		
CAT	D4D	w/ 9/16 BOLT	SEALED	1.314	7	1.994	4.804	6.735	ADJ	800005	910104	910204
CAT	D4C	w/ 9/16 BOLT	SEALED	1.314	7	2.119	4.804	6.735	ADJ	800005	910104	910204
CAT	D4D	w/ 9/16 BOLT	SEALED	1.314	7	2.119	4.804	6.735	ADJ	800005	910104	910204
CAT	D4	w/ 9/16 BOLT	SEALED	1.314	7	2.119	4.804	6.735	ADJ	800005	910104	910204
CAT	D4E		SALT	1.314	7.22	2.119	4.437	6.735	ADJ	800005	910116	910216
CAT	941		SALT	1.314	7.22	2.119	4.437	6.735	ADJ	800005		
CAT	943	HI RAIL	SALT	1.314	7.22	2.119	4.437	6.735	ADJ	800005		

WTC Machinery Corporation
91 Series Track Tooling Chart

Model	Shims(4) Unless Specified	RH Tool Bar	LH Tool Bar	Tool Holder ADJ (2)	Tool Holder Stat (2)	Pin Dissy (2)	Bushing Dissy (2)	Pin Assembly (2)	Bushing Assembly (2)	Shim Group	M.B.A. (2)	Plate for WS-310 (1)	Shim for WS-310 (2)
D3		918001	918002	912005	912006	913034	914069	915082	916115	917059		528-142	528-142
935C		918001	918002	912005	912006	913034	914069	915082	916115	917059		528-142	528-142
941		918001	918002	912005	912006	913002	914002	915002	916002	917059	900200	528-142	528-148
D4D		918001	918002	912005	912006	913002	914002	915002	916002	917059	900200	528-142	528-148
D4		918001	918002	912005	912006	913002	914002	915002	916002	917059	900200	528-142	528-148
D4		918001	918002	912005	912006	913002	914002	915137	916002	917059	9002011	528-142	528-148
D4C		918001	918002	912005	912006	913002	914002	915137	916002	917059	9002011	528-142	528-148
D4D		918001	918002	912005	912006	913002	914002	915137	916002	917059	9002011	528-142	528-148
D4		918001	918002	912005	912006	913002	914002	915137	916002	917059	9002011	528-142	528-148
D4C		918001	918002	912005	912006	913002	914002	915137	916002	917059	9002011	528-142	528-148
D4D		918001	918002	912005	912006	913002	914002	915137	916002	917059	9002011	528-150	
D4C		918001	918002	912005	912006	913002	914002	915138	916011	917059	9002011	528-150	
D4D		918001	918002	912005	912006	913002	914002	915138	916011	917059	9002011	528-150	
D4		918001	918002	912005	912006	913002	914002	915138	916011	917059	9002011	528-150	
D4E	910304	918001	918002	912005	912006	913027	914062	915052	916156	917059		528-150	
941		918001	918002	912005	912006	913027	914062	915052	916156				
943		918001	918002	912005	912006	913027	914062	915052	916156				

WTC Machinery Corporation
91 Series Track Tooling Chart

Make	Model	Comments	Type	Pin Dia.	Pin Length	Bushing Dia.	Bushing Length	Pitch	Jaw Type	Jaw	Side Plates (2)	
CAT	D4D		SALT	1.314	7.22	2.119	4.437	6.735	ADJ	800005		
CAT	D4		SALT	1.314	7.22	2.119	4.437	6.735	ADJ	800005		
CAT	R4		RECESS	1.314	7	1.993	5	6.735	ADJ	800005		
CAT	30		RECESS	1.314	7	1.993	5	6.735	ADJ	800005		
CAT	D4		RECESS	1.314	7	1.993	5	6.735	ADJ	800005		
CAT	D4H		SALT	1.315	7.22	2.205	4.437	6.735	ADJ	800005		
CAT	D5N		SALT	1.418	8.445	2.366	4.67	6.735	ADJ	800005		
CAT	D5M		SALT	1.418	8.445	2.366	4.67	6.735	ADJ	800005		
CAT	561H	HD	SALT	1.418	8.445	2.366	4.67	6.735	ADJ	800005	910116	910216
CAT	D4H	HD	SALT	1.418	8.445	2.366	4.67	6.735	ADJ	800005	910116	910216
	D4H	LGP	PPR	1.315	7.287	2.205	4.437	6.735	ADJ	800005		
CAT	D5		SALT	1.442	8.12	2.312	5.214	6.906	ADJ	800005		
CAT	D5B		SEALED	1.442	8.125	2.312	5.704	6.906	ADJ	800001	910103	910203
CAT	951B		SEALED	1.442	8.125	2.312	5.704	6.906	ADJ	800001	910103	910203
CAT	951C		SEALED	1.442	8.125	2.312	5.704	6.906	ADJ	800001	910103	910203
CAT	955K		SEALED	1.442	8.125	2.312	5.704	6.906	ADJ	800001	910103	910203
CAT	561	PIPELAYER	SEALED	1.442	8.125	2.312	5.704	6.906	ADJ	800001	910103	910203

WTC Machinery Corporation
91 Series Track Tooling Chart

Model	Shims(4) Unless Specified	RH Tool Bar	LH Tool Bar	Tool Holder ADJ (2)	Tool Holder Stat (2)	Pin Dissy (2)	Bushing Dissy (2)	Pin Assembly (2)	Bushing Assembly (2)	Shim Group	M.B.A. (2)	Plate for WS-310 (1)	Shim for WS-310 (2)
D4D		918001	918002	912005	912006	913027	914062	915052	916156				
D4		918001	918002	912005	912006	913027	914062	915052	916156				
R4		918001	918002	912005	912006	913010	914016	915011	916017				
30		918001	918002	912005	912006	913010	914016	915011	916017				
D4		918001	918002	912005	912006	913010	914016	915011	916017				
D4H		918001	918002	912005	912006	913031	914002	915124	916137				
D5N		918001	918002	912-005	912006	913054	914126	915145	916205				
D5M		918001	918002	912-005	912006	913054	914126	915145	916205				
561H	910304	918001	918002	912-005	912006	913054	914126	915145	916205	917059	9002011	528-150	
D4H	910304	918001	918002	912-005	912006	913054	914126	915145	916205	917059	9002011	528-150	
D4H		918001	918002	912005	912006	913020	914064	915247	916156				
D5		918003	918004	912003	912004	913033	914071	915018	916074				
D5B		918001	918002	912005	912006	913008	914009	915009	916009	917059	900248	528-142	
951B		918001	918002	912005	912006	913008	914009	915009	916009	917059	900248	528-142	
951C		918001	918002	912005	912006	913008	914009	915009	916009	917059	900248	528-142	
955K		918001	918002	912005	912006	913008	914009	915009	916009	917059	900248	528-142	
561		918001	918002	912005	912006	913008	914009	915009	916009	917059	900248	528-142	

WTC Machinery Corporation
91 Series Track Tooling Chart

Make	Model	Comments	Type	Pin Dia.	Pin Length	Bushing Dia.	Bushing Length	Pitch	Jaw Type	Jaw	Side Plates (2)	
CAT	977	OPT FORMER	SEALED	1.442	8.125	2.312	5.704	6.906	ADJ	800001	910103	910203
CAT	D5		SEALED	1.442	8.125	2.312	5.704	6.906	ADJ	800001	910103	910203
CAT	D5B		SALT	1.442	8.12	2.312	5.21	6.906	ADJ	800001	910103	910203
CAT	951		SALT	1.442	8.12	2.312	5.21	6.906	ADJ	800001	910103	910203
CAT	953		SALT	1.442	8.12	2.312	5.21	6.906	ADJ	800001	910103	910203
CAT	953	LGP	SALT	1.442	8.12	2.312	5.21	6.906	ADJ	800001	910103	910203
CAT	953C		SALT	1.442	8.12	2.312	5.21	6.906	ADJ	800001	910103	910203
CAT	D5		SALT	1.442	8.12	2.312	5.21	6.906	ADJ	800001	910103	910203
CAT	D6M		SALT	1.495	9.392	2.495	5.684	7.48	ADJ	800001	910119	910219
CAT	D6N		SALT	1.495	9.392	2.495	5.684	7.48	ADJ	800001		
CAT	D5H	HD	SALT	1.495	9.392	2.495	5.684	7.48	ADJ	800001		
CAT	939		SALT	1.318	7.535	2.228	4.437	6.735	ADJ	800005	910116	910216
CAT	D5G		SALT	1.318	7.535	2.228	4.437	6.735	ADJ	800005	910116	910216
CAT	D4H		SALT	1.318	7.535	2.228	4.437	6.735	ADJ	800005	910116	910216
CAT	D5G	XL	SALT	1.318	7.535	2.228	4.437	6.735	ADJ	800005	910116	910216
CAT	D5C		SALT	1.318	7.535	2.228	4.437	6.735	ADJ	800005	910116	910216
CAT	561H		SALT	1.318	7.535	2.228	4.437	6.735	ADJ	800005	910116	910216

WTC Machinery Corporation
91 Series Track Tooling Chart

Model	Shims(4) Unless Specified	RH Tool Bar	LH Tool Bar	Tool Holder ADJ (2)	Tool Holder Stat (2)	Pin Dissy (2)	Bushing Dissy (2)	Pin Assembly (2)	Bushing Assembly (2)	Shim Group	M.B.A. (2)	Plate for WS-310 (1)	Shim for WS-310 (2)
977		918001	918002	912005	912006	913008	914009	915009	916009	917059	900248	528-142	
D5		918001	918002	912005	912006	913008	914009	915009	916009	917059	900248	528-142	
D5B		918001	918002	912005	912006	913008	914070	915052	916074	917059		528-142	
951		918001	918002	912005	912006	913008	914070	915052	916074	917059		528-142	
953		918001	918002	912005	912006	913008	914070	915052	916074	917059		528-142	
953		918001	918002	912005	912006	913008	914070	915052	916074	917059		528-142	
953C		918001	918002	912005	912006	913008	914070	915242	916074	917059		528-142	
D5		918001	918002	912005	912006	913008	914070	915052	916074	917059		528-142	
D6M		918001	918002	912001	912002	913019	914124	915145	916201	917059		528-150	528-147
D6N		918001	918002	912001	912002	913019	914124	915145	916201				
D5H		918001	918002	912001	912002	913019	914124	915145	916201				
939	910304	918001	918002	912005	912006	913054	914062	915149	916203	917059		528-150	528-146
D5G	910304	918001	918002	912005	912006	913054	914062	915149	916203	917059		528-150	528-146
D4H	910304	918001	918002	912005	912006	913054	914062	915149	916203	917059		528-150	528-146
D5G	910304	918001	918002	912005	912006	913054	914062	915149	916203	917059		528-150	528-146
D5C	910304	918001	918002	912005	912006	913054	914062	915149	916203	917059		528-150	528-146
561H	910304	918001	918002	912005	912006	913054	914062	915149	916203	917059		528-150	528-146

WTC Machinery Corporation
91 Series Track Tooling Chart

Make	Model	Comments	Type	Pin Dia.	Pin Length	Bushing Dia.	Bushing Length	Pitch	Jaw Type	Jaw	Side Plates (2)	
CAT	D4H	TSK CUS SKD	SALT	1.318	7.535	2.228	4.437	6.735	ADJ	800005	910116	910216
CAT	D5H		SALT	1.443	8.122	2.413	5.214	7.4803	ADJ	800001	910119	910219
CAT	D5H	TSK CUS SKD	SALT	1.443	8.183	2.413	5.214	7.4803	ADJ	800001	910119	910219
CAT	D6		RECESS	1.442	8.125	2.118	5.935	6.735	ADJ	800005		
CAT	D6		SALT	1.752	9.06	2.621	5.783	7.9845	8-HOLE	910025		
CAT	D6B		SEALED	1.442	8.125	2.118	5.704	6.735	ADJ	800001		
CAT	951		SEALED	1.442	8.125	2.118	5.704	6.735	ADJ	800001		
CAT	951B		SEALED	1.442	8.125	2.118	5.704	6.735	ADJ	800001		
CAT	955	HD	SEALED	1.442	8.125	2.118	5.704	6.735	ADJ	800001		
CAT	977		SEALED	1.442	8.125	2.118	5.704	6.735	ADJ	800001		
CAT	D6		SEALED	1.442	8.125	2.118	5.704	6.735	ADJ	800001		
CAT	D6D		SEALED	1.752	9.06	2.621	6.356	7.984	8-HOLE	910025	910114	910214
CAT	955		SEALED	1.752	9.06	2.621	6.356	7.984	8-HOLE	910025	910114	910214
CAT	235	EXC	SEALED	1.752	9.06	2.621	6.356	7.984	8-HOLE	910025	910114	910214
CAT	227		SEALED	1.752	9.06	2.621	6.356	7.984	8-HOLE	910025	910114	910214
CAT	FB227		SEALED	1.752	9.06	2.621	6.356	7.984	8-HOLE	910025	910114	910214
CAT	225		SEALED	1.752	9.06	2.621	6.356	7.984	8-HOLE	910025	910114	910214

WTC Machinery Corporation
91 Series Track Tooling Chart

Model	Shims(4) Unless Specified	RH Tool Bar	LH Tool Bar	Tool Holder ADJ (2)	Tool Holder Stat (2)	Pin Dissy (2)	Bushing Dissy (2)	Pin Assembly (2)	Bushing Assembly (2)	Shim Group	M.B.A. (2)	Plate for WS-310 (1)	Shim for WS-310 (2)
D4H	910304	918001	918002	912005	912006	913054	914062	915149	916203	917059		528-150	528-146
D5H		918001	918002	912005	912006	913008	914070	915052	916074	917059		528-150	528-147
D5H		918001	918002	912005	912006	913008	914070	915052	916074	917059		528-150	528-147
D6		918003	918004	912003	912004	913032	914097	915014	916018				
D6		918003	918004	912003	912004	913063	914012	915205	916006				
D6B		918001	918002	912005	912006	913008	914009	915009	916009	917059	900237	528-142	528-146
951		918001	918002	912005	912006	913008	914009	915009	916009	917059	900237	528-142	528-146
951B		918001	918002	912005	912006	913008	914009	915009	916009	917059	900237	528-142	528-146
955		918001	918002	912005	912006	913008	914009	915009	916009	917059	900237	528-142	528-146
977		918001	918002	912005	912006	913008	914009	915009	916009	917059	900237	528-142	528-146
D6		918001	918002	912005	912006	913008	914009	915009	916009	917059	900237	528-142	528-146
D6D	910314	918003	918004	912003	912004	913003	914003	915003	916003	917060	900234	528-150	528-144
955	910314	918003	918004	912003	912004	913003	914003	915003	916003	917060	900234	528-150	528-144
235	910314	918003	918004	912003	912004	913003	914003	915003	916003	917060	900234	528-150	528-144
227	910314	918003	918004	912003	912004	913003	914003	915003	916003	917060	900234	528-150	528-144
FB227	910314	918003	918004	912003	912004	913003	914003	915003	916003	917060	900234	528-150	528-144
225	910314	918003	918004	912003	912004	913003	914003	915003	916003	917060	900234	528-150	528-144

WTC Machinery Corporation
91 Series Track Tooling Chart

Make	Model	Comments	Type	Pin Dia.	Pin Length	Bushing Dia.	Bushing Length	Pitch	Jaw Type	Jaw	Side Plates (2)	
CAT	229		SEALED	1.752	9.06	2.621	6.356	7.984	8-HOLE	910025	910114	910214
CAT	231D		SEALED	1.752	9.06	2.621	6.356	7.984	8-HOLE	910025	910114	910214
CAT	D6C		SEALED	1.752	9.06	2.621	6.356	7.984	8-HOLE	910025	910114	910214
CAT	D6C		SALT	1.753	9.06	2.621	5.783	7.98	8-HOLE	910025	910114	910214
CAT	963		SALT	1.753	9.06	2.621	5.783	7.98	8-HOLE	910025	910114	910214
CAT	963	HI RAIL	SALT	1.753	9.06	2.621	5.783	7.98	8-HOLE	910025	910114	910214
CAT	963	Berco	SALT	1.753	9.06	2.621	5.783	7.98	8-HOLE	910025	910114	910214
CAT	955		SALT	1.753	9.06	2.621	5.783	7.98	8-HOLE	910025	910114	910214
CAT	D6E		SALT	1.753	9.06	2.621	5.783	7.98	8-HOLE	910025	910114	910214
CAT	D6D		SALT	1.753	9.06	2.621	5.783	7.98	8-HOLE	910025	910114	910214
CAT	D6H	HD	SALT	1.753	10.315	2.864	6.334	8	8-HOLE	910025	910114	910214
CAT	D6R		SALT	1.753	10.315	2.864	6.334	8	8-HOLE	910025	910114	910214
CAT	D6H	LGP	SALT	1.753	9.06	2.75	5.78	7.9846	8-HOLE	910025	910114	910214
CAT	D6		SALT	1.753	9.06	2.75	5.78	7.9846	8-HOLE	910025	910114	910214
CAT	D6H		SALT	1.753	9.06	2.75	5.78	7.9846	8-HOLE	910025	910114	910214
CAT	D6H	LGP	PPR	1.753	9.15	2.746	5.783	7.9846	8-HOLE	910025	910114	910214
CAT	D7G		SALT	1.877	9.88	2.812	6.409	8.5	8-HOLE	910024	910108	910208

WTC Machinery Corporation
91 Series Track Tooling Chart

Model	Shims(4) Unless Specified	RH Tool Bar	LH Tool Bar	Tool Holder ADJ (2)	Tool Holder Stat (2)	Pin Dissy (2)	Bushing Dissy (2)	Pin Assembly (2)	Bushing Assembly (2)	Shim Group	M.B.A. (2)	Plate for WS-310 (1)	Shim for WS-310 (2)
229	910314	918003	918004	912003	912004	913003	914003	915003	916003	917060	900234	528-150	528-144
231D	910314	918003	918004	912003	912004	913003	914003	915003	916003	917060	900234	528-150	528-144
D6C	910314	918003	918004	912003	912004	913003	914003	915003	916003	917060	900234	528-150	528-144
D6C	910314	918003	918004	912003	912004	913013	914015	915003	916016	917060		85-150	
963	910314	918003	918004	912003	912004	913013	914015	915003	916016	917060		85-150	
963	910314	918003	918004	912003	912004	913013	914015	915003	916016	917060		85-150	
963	910314	918003	918004	912003	912004	913013	914015	915003	916289	917060		85-150	
955	910314	918003	918004	912003	912004	913013	914015	915003	916016	917060		85-150	
D6E	910314	918003	918004	912003	912004	913013	914015	915003	916016	917060		85-150	
D6D	910314	918003	918004	912003	912004	913013	914015	915003	916016	917060		85-150	
D6H		918003	918004	912003	912004	913005	914015	915143	916155	917060		528-150	
D6R	910314	918003	918004	912003	912004	913013	914015	915081	916155	917060		528-150	
D6H	910314	918003	918004	912003	912004	913013	914015	915081	916155	917060		528-150	
D6	910314	918003	918004	912003	912004	913013	914015	915081	916155	917060		528-150	
D6H	910314	918003	918004	912003	912004	913013	914015	915081	916155	917060		528-150	
D6H	910314	918003	918004	912003	912004	913005	914015	915143	916155	917060		528-150	
D7G	910308	918003	918004	912003	912004	913005	914006	915006	916006	917060		528-143	528-144

WTC Machinery Corporation
91 Series Track Tooling Chart

Make	Model	Comments	Type	Pin Dia.	Pin Length	Bushing Dia.	Bushing Length	Pitch	Jaw Type	Jaw	Side Plates (2)	
CAT	D7G	LGP	SALT	1.877	9.88	2.812	6.409	8.5	8-HOLE	910024	910108	910208
CAT	D7E		SALT	1.877	9.88	2.812	6.409	8.5	8-HOLE	910024	910108	910208
CAT	D7F		SALT	1.877	9.88	2.812	6.409	8.5	8-HOLE	910024	910108	910208
CAT	973		SALT	1.877	9.88	2.812	6.409	8.5	8-HOLE	910024	910108	910208
CAT	973	HI RAIL	SALT	1.877	9.88	2.812	6.409	8.5	8-HOLE	910024	910108	910208
CAT	977		SALT	1.877	9.88	2.812	6.409	8.5	8-HOLE	910024	910108	910208
CAT	571A		SALT	1.877	9.88	2.812	6.409	8.5	8-HOLE	910024	910108	910208
CAT	973	LGP	SALT	1.877	9.88	2.812	6.409	8.5	8-HOLE	910024	910108	910208
CAT	D7		SALT	1.877	9.88	2.812	6.409	8.5	8-HOLE	910024	910108	910208
CAT	D7C		SEALED	1.752	9.875	2.621	6.865	7.984	8-HOLE	910025	910114	910214
CAT	D7D		SEALED	1.752	9.875	2.621	6.865	7.984	8-HOLE	910025	910114	910214
CAT	977K		SEALED	1.752	9.875	2.621	6.865	7.984	8-HOLE	910025	910114	910214
CAT	17A		SEALED	1.752	9.875	2.621	6.865	7.984	8-HOLE	910025	910114	910214
CAT	572		SEALED	1.752	9.875	2.621	6.865	7.984	8-HOLE	910025	910114	910214
CAT	571		SEALED	1.752	9.875	2.621	6.865	7.984	8-HOLE	910025	910114	910214
CAT	D7		SEALED	1.752	9.875	2.621	6.865	7.984	8-HOLE	910025	910114	910214
CAT	D7D		RECESS	1.752	9.875	2.621	7.126	7.985	8-HOLE	910025		

WTC Machinery Corporation
91 Series Track Tooling Chart

Model	Shims(4) Unless Specified	RH Tool Bar	LH Tool Bar	Tool Holder ADJ (2)	Tool Holder Stat (2)	Pin Dissy (2)	Bushing Dissy (2)	Pin Assembly (2)	Bushing Assembly (2)	Shim Group	M.B.A. (2)	Plate for WS-310 (1)	Shim for WS-310 (2)
D7G	910308	918003	918004	912003	912004	913005	914006	915006	916006	917060		528-143	528-144
D7E	910308	918003	918004	912003	912004	913005	914006	915006	916006	917060		528-143	528-144
D7F	910308	918003	918004	912003	912004	913005	914006	915006	916006	917060		528-143	528-144
973	910308	918003	918004	912003	912004	913005	914006	915006	916006	917060		528-143	528-144
973	910308	918003	918004	912003	912004	913005	914006	915006	916006	917060		528-143	528-144
977	910308	918003	918004	912003	912004	913005	914006	915006	916006	917060		528-143	528-144
571A	910308	918003	918004	912003	912004	913005	914006	915006	916006	917060		528-143	528-144
973	910308	918003	918004	912003	912004	913005	914006	915006	916006	917060		528-143	528-144
D7	910308	918003	918004	912003	912004	913005	914006	915006	916006	917060		528-143	528-144
D7C	910314(16)	918003	918004	912003	912004	913012	914012	915012	916015	917060	900234	528-150	528-144
D7D	910314(16)	918003	918004	912003	912004	913012	914012	915012	916015	917060	900234	528-150	528-144
977K	910314(16)	918003	918004	912003	912004	913012	914012	915012	916015	917060	900234	528-150	528-144
17A	910314(16)	918003	918004	912003	912004	913012	914012	915012	916015	917060	900234	528-150	528-144
572	910314(16)	918003	918004	912003	912004	913012	914012	915012	916015	917060	900234	528-150	528-144
571	910314(16)	918003	918004	912003	912004	913012	914012	915012	916015	917060	900234	528-150	528-144
D7	910314(16)	918003	918004	912003	912004	913012	914012	915012	916015	917060	900234	528-150	528-144
D7D		918003	918004	912003	912004	913005	914012	915012	916012				

WTC Machinery Corporation
91 Series Track Tooling Chart

Make	Model	Comments	Type	Pin Dia.	Pin Length	Bushing Dia.	Bushing Length	Pitch	Jaw Type	Jaw	Side Plates (2)	
CAT	D7		RECESS	1.752	9.875	2.621	7.126	7.985	8-HOLE	910025		
CAT	D7F		SEALED	1.877	9.88	2.812	6.963	8.5	8-HOLE	910024	910108	910208
CAT	D7G		SEALED	1.877	9.88	2.812	6.963	8.5	8-HOLE	910024	910108	910208
CAT	973		SEALED	1.877	9.88	2.812	6.963	8.5	8-HOLE	910024	910108	910208
CAT	977		SEALED	1.877	9.88	2.812	6.963	8.5	8-HOLE	910024	910108	910208
CAT	571A		SEALED	1.877	9.88	2.812	6.963	8.5	8-HOLE	910024	910108	910208
CAT	572		SEALED	1.877	9.88	2.812	6.963	8.5	8-HOLE	910024	910108	910208
CAT	235		SEALED	1.877	9.88	2.812	6.963	8.5	8-HOLE	910024	910108	910208
CAT	345B		SEALED	1.877	9.88	2.812	6.963	8.5	8-HOLE	910024	910108	910208
CAT	D7E		SEALED	1.877	9.88	2.812	6.963	8.5	8-HOLE	910024	910108	910208
CAT	D7H		SALT	1.878	9.88	2.937	6.405	8.5	8-HOLE	910024	910112	910212
CAT	D7R		SALT	1.878	10.875	3.085	6.813	8.5	8-HOLE	910024	910112	910212
CAT	D7H	HD	SALT	1.878	10.875	3.085	6.813	8.5	8-HOLE	910024		
CAT	D7H	LGP	PPR	1.878	9.925	2.937	6.405	8.5	8-HOLE	910024		
CAT	D8		RECESS	1.752	11.438	2.621	8.18	7.948	8-HOLE	910024		
CAT	D8D		SEALED	1.752	11.438	2.621	7.928	7.985	8-HOLE	910025	910114	910214
CAT	D8E		SEALED	1.752	11.438	2.621	7.928	7.985	8-HOLE	910025	910114	910214

WTC Machinery Corporation
91 Series Track Tooling Chart

Model	Shims(4) Unless Specified	RH Tool Bar	LH Tool Bar	Tool Holder ADJ (2)	Tool Holder Stat (2)	Pin Dissy (2)	Bushing Dissy (2)	Pin Assembly (2)	Bushing Assembly (2)	Shim Group	M.B.A. (2)	Plate for WS-310 (1)	Shim for WS-310 (2)
D7		918003	918004	912003	912004	913005	914012	915012	916012				
D7F	910308	918003	918004	912003	912004	913005	914013	915012	916013	917060	900227	528-143	528-147
D7G	910308	918003	918004	912003	912004	913005	914013	915012	916013	917060	900227	528-143	528-147
973	910308	918003	918004	912003	912004	913005	914013	915012	916013	917060	900227	528-143	528-147
977	910308	918003	918004	912003	912004	913005	914013	915012	916013	917060	900227	528-143	528-147
571A	910308	918003	918004	912003	912004	913005	914013	915012	916013	917060	900227	528-143	528-147
572	910308	918003	918004	912003	912004	913005	914013	915012	916013	917060	900227	528-143	528-147
235	910308	918003	918004	912003	912004	913005	914013	915012	916013	917060	900227	528-143	528-147
345B	910308	918003	918004	912003	912004	913005	914013	915012	916013	917060	900227	528-143	528-147
D7E	910308	918003	918004	912003	912004	913005	914013	915012	916013	917060	900227	528-143	528-147
D7H	910312	918003	918004	912003	912004	913005	914006	915103	916132	917060		528-143	528-144
D7R		918003	918004	912003	912004	913005	914127	915150	916206	917060		528-143	528-144
D7H		918003	918004	912003	912004	913005	914127	915150	916206				
D7H		918003	918004	912003	912004	913011	914001	915007	916206				
D8		918003	918004	912003	912004	913013	914015	915206	916262				
D8D	910314(16)	918003	918004	912003	912004	913011	914011	915013	916014	917060	900203	528-150	528-144
D8E	910314(16)	918003	918004	912003	912004	913011	914011	915013	916014	917060	900203	528-150	528-144

WTC Machinery Corporation
91 Series Track Tooling Chart

Make	Model	Comments	Type	Pin Dia.	Pin Length	Bushing Dia.	Bushing Length	Pitch	Jaw Type	Jaw	Side Plates (2)	
CAT	D8F		SEALED	1.752	11.438	2.621	7.928	7.985	8-HOLE	910025	910114	910214
CAT	D8G		SEALED	1.752	11.438	2.621	7.928	7.985	8-HOLE	910025	910114	910214
CAT	14A		SEALED	1.752	11.438	2.621	7.928	7.985	8-HOLE	910025	910114	910214
CAT	583		SEALED	1.752	11.438	2.621	7.928	7.985	8-HOLE	910025	910114	910214
CAT	D8		SEALED	1.752	11.438	2.621	7.928	7.985	8-HOLE	910025	910114	910214
CAT	D8K		SALT	2.002	11.438	2.996	7.355	9	8-HOLE	910016	910108	910208
CAT	D8H		SALT	2.002	11.438	2.996	7.355	9	8-HOLE	910016	910108	910208
CAT	983		SALT	2.002	11.438	2.996	7.355	9	8-HOLE	910016	910108	910208
CAT	D8		SALT	2.002	11.438	2.996	7.355	9	8-HOLE	910016		
CAT	D8K		SEALED	2.003	11.438	2.996	7.941	9	8-HOLE	910016	910108	910208
CAT	983		SEALED	2.003	11.438	2.996	7.941	9	8-HOLE	910016	910108	910208
CAT	245S		SEALED	2.003	11.438	2.996	7.941	9	8-HOLE	910016	910108	910208
CAT	350		SEALED	2.003	11.438	2.996	7.941	9	8-HOLE	910016	910108	910208
CAT	235D		SEALED	2.003	11.438	2.996	7.941	9	8-HOLE	910016	910108	910208
CAT	D8H		SEALED	2.003	11.438	2.996	7.941	9	8-HOLE	910016	910108	910208
CAT	D8N		SALT	1.88	9.88	2.94	6.41	8.5	8-HOLE	910024	910112	910212
CAT	D8R		SALT	1.88	9.88	2.94	6.41	8.5	8-HOLE	910024	910112	910212

WTC Machinery Corporation
91 Series Track Tooling Chart

Model	Shims(4) Unless Specified	RH Tool Bar	LH Tool Bar	Tool Holder ADJ (2)	Tool Holder Stat (2)	Pin Dissy (2)	Bushing Dissy (2)	Pin Assembly (2)	Bushing Assembly (2)	Shim Group	M.B.A. (2)	Plate for WS-310 (1)	Shim for WS-310 (2)
D8F	910314(16)	918003	918004	912003	912004	913011	914011	915013	916014	917060	900203	528-150	528-144
D8G	910314(16)	918003	918004	912003	912004	913011	914011	915013	916014	917060	900203	528-150	528-144
14A	910314(16)	918003	918004	912003	912004	913011	914011	915013	916014	917060	900203	528-150	528-144
583	910314(16)	918003	918004	912003	912004	913011	914011	915013	916014	917060	900203	528-150	528-144
D8	910314(16)	918003	918004	912003	912004	913011	914011	915013	916014	917060	900203	528-150	528-144
D8K	910308(8)	918003	918004	912003	912004	913006	914007	915007	916007	917060		528-143	528-145
D8H	910308(8)	918003	918004	912003	912004	913006	914007	915007	916007	917060		528-143	528-145
983	910308(8)	918003	918004	912003	912004	913006	914007	915007	916007	917060		528-143	528-145
D8		918003	918004	912003	912004	913006	914007	915007	916007				
D8K	910308	918003	918004	912003	912004	913001	914001	915001	916001	917060	900236	528-143	528-147
983	910308	918003	918004	912003	912004	913001	914001	915001	916001	917060	900236	528-143	528-147
245S	910308	918003	918004	912003	912004	913001	914001	915001	916001	917060	900236	528-143	528-147
350	910308	918003	918004	912003	912004	913001	914001	915001	916001	917060	900236	528-143	528-147
235D	910308	918003	918004	912003	912004	913001	914001	915001	916001	917060	900236	528-143	528-147
D8H	910308	918003	918004	912003	912004	913001	914001	915001	916001	917060	900236	528-143	528-147
D8N	910312	918003	918004	912003	912004	913005	914006	915006	916132	917060		528-143	
D8R	910312	918003	918004	912003	912004	913005	914006	915006	916132	917060		528-143	

WTC Machinery Corporation
91 Series Track Tooling Chart

Make	Model	Comments	Type	Pin Dia.	Pin Length	Bushing Dia.	Bushing Length	Pitch	Jaw Type	Jaw	Side Plates (2)	
CAT	583R	PIPELAYER	SALT	1.88	9.88	2.94	6.41	8.5	8-HOLE	910024	910112	910212
CAT	578	PIPELAYER	SALT	1.88	9.88	2.94	6.41	8.5	8-HOLE	910024	910112	910212
CAT	D8L		SALT	1.88	9.88	2.94	6.41	8.5	8-HOLE	910024	910112	910212
CAT	D8T		SALT	1.88	9.88	2.94	6.41	8.5	8-HOLE	910024		
CAT	D8N		PPR	1.878	9.65	2.937	6.405	8.5	8-HOLE	910024	910112	910212
CAT	D8R		PPR	1.878	9.65	2.937	6.405	8.5	8-HOLE	910024	910112	910212
CAT	578		PPR	1.878	9.65	2.937	6.405	8.5	8-HOLE	910024	910112	910212
CAT	D8T		SALT	1.878	9.65	2.937	6.405	8.5	8-HOLE	910024	910112	910212
CAT	D9		SEALED	2.002	12	2.869	8.442	9	8-HOLE	910016		
CAT	D9H		SALT	2.252	12.25	3.371	8.27	10.25	8-HOLE	910042	910120	910220
CAT	D9G		SALT	2.252	12.25	3.371	8.27	10.25	8-HOLE	910042	910120	910220
CAT	D9		SALT	2.252	12.25	3.371	8.27	10.25	8-HOLE	910042	910120	910220
CAT	D9E		SEALED	2.252	12.25	3.371	8.856	10.25	8-HOLE	910042	910120	910220
CAT	D9G		SEALED	2.252	12.25	3.371	8.856	10.25	8-HOLE	910042	910120	910220
CAT	D9H		SEALED	2.252	12.25	3.371	8.856	10.25	8-HOLE	910042	910120	910220
CAT	594		SEALED	2.252	12.25	3.371	8.856	10.25	8-HOLE	910042	910120	910220
CAT	D9D		SEALED	2.252	12.25	3.371	8.856	10.25	8-HOLE	910042	910120	910220

WTC Machinery Corporation
91 Series Track Tooling Chart

Model	Shims(4) Unless Specified	RH Tool Bar	LH Tool Bar	Tool Holder ADJ (2)	Tool Holder Stat (2)	Pin Dissy (2)	Bushing Dissy (2)	Pin Assembly (2)	Bushing Assembly (2)	Shim Group	M.B.A. (2)	Plate for WS-310 (1)	Shim for WS-310 (2)
583R	910312	918003	918004	912003	912004	913005	914006	915006	916132	917060		528-143	
578	910312	918003	918004	912003	912004	913005	914006	915006	916132	917060		528-143	
D8L	910312	918003	918004	912003	912004	913005	914006	915006	916132	917060		528-143	
D8T		918003	918004	912003	912004	913005	914006	915006	916132				
D8N	910312	918003	918004	912003	912004	913006	914010	A2392-152	A2392-152	A3326-001-ws200		528-143	
D8R	910312	918003	918004	912003	912004	913006	914010	A2392-152	A2392-152	A3326-001-ws200		528-143	
578	910312	918003	918004	912003	912004	913006	914010	A2392-152	A2392-152	A3326-001-ws200		528-143	
D8T	910312	918003	918004	912003	912004	913006	914010	A2392-152	A2392-152	A3326-001-ws200		528-143	
D9		918003	918004	912003	912004	913064	914103	915208	916264				
D9H		918003	918004	912003	912004	913007	914008	915008	916008	917060		528-150	528-145
D9G		918003	918004	912003	912004	913007	914008	915008	916008	917060		528-150	528-145
D9		918003	918004	912003	912004	913007	914008	915008	916008	917060		528-150	528-145
D9E		918003	918004	912003	91204	913007	913005	915005	916005	917060	900238	528-150	528-147
D9G		918003	918004	912003	91204	913007	913005	915005	916005	917060	900238	528-150	528-147
D9H		918003	918004	912003	91204	913007	913005	915005	916005	917060	900238	528-150	528-147
594		918003	918004	912003	91204	913007	913005	915005	916005	917060	900238	528-150	528-147
D9D		918003	918004	912003	91204	913007	913005	915005	916005	917060	900238	528-150	528-147

WTC Machinery Corporation
91 Series Track Tooling Chart

Make	Model	Comments	Type	Pin Dia.	Pin Length	Bushing Dia.	Bushing Length	Pitch	Jaw Type	Jaw	Side Plates (2)	
CAT	589		PPR	2	10.77	3.23	7.35	9	8-HOLE	910016	910110	910210
CAT	D9L		PPR	2	10.77	3.23	7.35	9	8-HOLE	910016	910110	910210
CAT	589	PIPELAYER	SALT	2	11.437	3.22	7.355	9	8-HOLE	910016	910110	910210
CAT	D9L		SALT	2	11.437	3.22	7.355	9	8-HOLE	910016	910110	910210
CAT	D9R		SALT	2.003	10.98	3.163	7.26	9.45	8-HOLE	910014		
CAT	D9N		SALT	2.003	10.98	3.163	7.26	9.45	8-HOLE	910014		
CAT	D9R		PPR	2	10.44	3.136	7.26	9.449	8-HOLE	910014		
CAT	D9N		PPR	2	10.44	3.136	7.26	9.449	8-HOLE	910014		
CAT	E110B		SEALED	1.319	7.008	1.984	4.75	6.75	ADJ	800001		
CAT	E120B		SEALED	1.319	7.008	1.984	4.75	6.75	ADJ	800001		
CAT	EL180		SEALED	1.439	8.126	2.31	5.996	6.906	ADJ	800001	910119	910219
CAT	MHI 180-8		SEALED	1.439	8.126	2.31	5.996	6.906	ADJ	800001	910119	910219
CAT	MHI 180-8LC		SEALED	1.439	8.126	2.31	5.996	6.906	ADJ	800001	910119	910219
CAT	E180		SEALED	1.439	8.126	2.31	5.996	6.906	ADJ	800001	910119	910219
CAT	EL200B		SEALED	1.445	8.15	2.311	5.704	7.5	ADJ	800001		
CAT	E240		SEALED	1.445	8.15	2.311	5.704	7.5	ADJ	800001		
CAT	EL240		SEALED	1.445	8.15	2.311	5.704	7.5	ADJ	800001		

WTC Machinery Corporation
91 Series Track Tooling Chart

Model	Shims(4) Unless Specified	RH Tool Bar	LH Tool Bar	Tool Holder ADJ (2)	Tool Holder Stat (2)	Pin Dissy (2)	Bushing Dissy (2)	Pin Assembly (2)	Bushing Assembly (2)	Shim Group	M.B.A. (2)	Plate for WS-310 (1)	Shim for WS-310 (2)
589		918003	918004	912003	912004	913006	914010	A2392-130B		A3326-002-ws200		528-143	
D9L		918003	918004	912003	912004	913006	914010	A2392-130B		A3326-002-ws200		528-143	
589		918003	918004	912003	912004	913006	914007	915093	916131	917060		528-143	
D9L		918003	918004	912003	912004	913006	914007	915093	916131	917060		528-143	
D9R		918003	918004	912003	912004	913006	914001	915092	916154	917060		528-143	528-146
D9N		918003	918004	912003	912004	913006	914001	915092	916154	917060		528-143	528-146
D9R		918003	918004	912003	912004	913006	914048	A2392-136	A3326-003 ws200	917060		528-143	
D9N		918003	918004	912003	912004	913006	914048	A2392-136	A3326-003 ws200	917060		528-143	
E110B		918001	918002	912005	912006	913002	914002	915059	916181	917059	9002004	528-142	528-148
E120B		918001	918002	912005	912006	913002	914002	915059	916181	917059	9002004	528-142	528-148
EL180		918001	918002	912005	912006	913019	914029	915128	9160040	917059		528-142	
MHI 180-8		918001	918002	912005	912006	913019	914029	915128	9160040	917059		528-142	
MHI 180-8LC		918001	918002	912005	912006	913019	914029	915128	9160040	917059		528-142	
E180		918001	918002	912005	912006	913019	914029	915128	9160040	917059		528-142	
EL200B		918001	918002	912005	912006	913033	914113	915133	916191	917059		528-142	
E240		918001	918002	912005	912006	913033	914113	915133	916191	917059		528-142	
EL240		918001	918002	912005	912006	913033	914113	915133	916191	917059		528-142	

WTC Machinery Corporation
91 Series Track Tooling Chart

Make	Model	Comments	Type	Pin Dia.	Pin Length	Bushing Dia.	Bushing Length	Pitch	Jaw Type	Jaw	Side Plates (2)	
CAT	E200B		SEALED	1.445	8.15	2.311	5.704	7.5	ADJ	800001		
CAT			SEALED	1.488	8.582	2.325	5.984	7.48	ADJ	800001		
CAT	EL300B		SEALED	1.75	9.646	2.624	6.68	8	8-HOLE	910025	910114	910214
CAT	E300B		SEALED	1.75	9.646	2.624	6.68	8	8-HOLE	910025	910114	910214
CAT	E450		UNSEALED	1.873	10	2.809	7.28	8.5	8-HOLE	910024	910114	910214
CAT	E70		SEALED	0.945	5.512	1.614	3.638	5.315	ADJ	910013		
CAT	E70B		SEALED	0.945	5.512	1.614	3.638	5.315	ADJ	910013		
CAT	MHI 300LC-8		SEALED	1.75	9.646	2.624	6.882	8	8-HOLE	910025	910114	910214
CAT	EL300A		SEALED	1.75	9.646	2.624	6.882	8	8-HOLE	910025	910114	910214
CAT	EL300B		SEALED	1.75	9.646	2.624	6.882	8	8-HOLE	910025		
DRESR	500		RECESSED	1.125	5.36	1.656	3.8	6	ADJ	800005		
DRESR	500E		DRY	1.125	5.3	1.675	3.73	5.99	ADJ	800005		
DRESR	T340		FLUSH	1.01	4.75	1.47	3.22	6	ADJ	800005		
DRESR	TD4		FLUSH	1.01	4.75	1.47	3.22	6	ADJ	800005		
DRESR	T5		FLUSH	1.01	4.75	1.47	3.22	6	ADJ	800005		
DRESR	TD5		FLUSH	1.01	4.75	1.47	3.22	6	ADJ	800005		
DRESR	T7		SEALED	1.25	6.5	1.8055	4.535	5.998	ADJ	800005	910104	910204

WTC Machinery Corporation
91 Series Track Tooling Chart

Model	Shims(4) Unless Specified	RH Tool Bar	LH Tool Bar	Tool Holder ADJ (2)	Tool Holder Stat (2)	Pin Dissy (2)	Bushing Dissy (2)	Pin Assembly (2)	Bushing Assembly (2)	Shim Group	M.B.A. (2)	Plate for WS-310 (1)	Shim for WS-310 (2)
E200B		918001	918002	912005	912006	913033	914113	915133	916191	917059		528-142	
		918001	918002	912005	912006	913033	914042	915127	916040	917059	900202	528-142	
EL300B	910314	918003	918004	912003	912004	913017	914014	915121	916179	917060	9002022	528-150	528-144
E300B	910314	918003	918004	912003	912004	913017	914014	915121	916179	917060	9002022	528-150	528-144
E450	910314	918003	918004	912003	91204	913024	914013	915038	916180	917060	9002003	528-143	528-147
E70		918001	918002	912005	912006	913037	914084	915129	916182	917059	9002005	528-142	528-146
E70B		918001	918002	912005	912006	913037	914084	915129	916182				
MHI 300LC-8	910314	918003	918004	912003	912004	913017	914018	915121	916178	917060		528-150	528-144
EL300A	910314	918003	918004	912003	912004	913017	914018	915121	916178	917060		528-150	528-144
EL300B		918003	918004	912003	912004	913005	914012	915038	916072				
500		918001	918002	912005	912006	913031	914067	915044	916060	917059		528-142	528-148
500E		918001	918002	912005	912006	913070	914143	915209	916265				
T340		918001	918002	912005	912006	913030	914065	915028	916058	917059		528-142	528-148
TD4		918001	918002	912005	912006	913030	914065	915028	916058	917059		528-142	528-148
T5		918001	918002	912005	912006	913030	914065	915028	916058	917059		528-142	528-148
TD5		918001	918002	912005	912006	913030	914065	915028	916058	917059		528-142	528-148
T7		918001	918002	912005	912006	913002	914069	915040	916067	917059	900217	528-142	

WTC Machinery Corporation
91 Series Track Tooling Chart

Make	Model	Comments	Type	Pin Dia.	Pin Length	Bushing Dia.	Bushing Length	Pitch	Jaw Type	Jaw	Side Plates (2)	
DRESR	TD7C		SEALED	1.25	6.5	1.8055	4.535	5.998	ADJ	800005	910104	910204
DRESR	100C		SEALED	1.25	6.5	1.8055	4.535	5.998	ADJ	800005	910104	910204
DRESR	D32E		SEALED	1.25	6.5	1.8055	4.535	5.998	ADJ	800005	910104	910204
DRESR	D32P		SEALED	1.25	6.5	1.8055	4.535	5.998	ADJ	800005	910104	910204
DRESR	TD7		SEALED	1.25	6.5	1.8055	4.535	5.998	ADJ	800005		
DRESR	TD12		SALT	1.5	8.03	2.366	5.073	7.49	ADJ	800001	910103	910203
DRESR	TD12		SEALED	1.75	8.03	2.366	5.71	7.49	ADJ	800001	910103	910203
DRESR	TD12A		DRY	1.5	8.03	2.366	5.706	7.49	ADJ	800001		
DRESR	TD12B		DRY	1.5	8.03	2.366	5.706	7.49	ADJ	800001		
DRESR	TD12C-XP		SEALED	1.629	8.82	2.614	5.573	7.49	ADJ	800001		
DRESR	TD15B		SEALED	1.625	7.87	2.364	5.78	6.992	ADJ	800001	910103	910203
DRESR	175		SEALED	1.625	7.87	2.364	5.78	6.992	ADJ	800001	910103	910203
DRESR	175B		SEALED	1.625	7.87	2.364	5.78	6.992	ADJ	800001	910103	910203
DRESR	TD15		SEALED	1.625	7.87	2.364	5.78	6.992	ADJ	800001	910103	910203
DRESR	TD14		SEALED	1.625	7.87	2.364	5.78	6.992	ADJ	800001	910103	910203
DRESR	TD15B		SEALED	1.75	8.81	2.614	6.41	7.5	ADJ	800001	910103	910203
DRESR	175B		SEALED	1.75	8.81	2.614	6.41	7.5	ADJ	800001	910103	910203

WTC Machinery Corporation
91 Series Track Tooling Chart

Model	Shims(4) Unless Specified	RH Tool Bar	LH Tool Bar	Tool Holder ADJ (2)	Tool Holder Stat (2)	Pin Dissy (2)	Bushing Dissy (2)	Pin Assembly (2)	Bushing Assembly (2)	Shim Group	M.B.A. (2)	Plate for WS-310 (1)	Shim for WS-310 (2)
TD7C		918001	918002	912005	912006	913002	914069	915040	916067	917059	900217	528-142	
100C		918001	918002	912005	912006	913002	914069	915040	916067	917059	900217	528-142	
D32E		918001	918002	912005	912006	913002	914069	915040	916067	917059	900217	528-142	
D32P		918001	918002	912005	912006	913002	914069	915040	916067	917059	900217	528-142	
TD7		918001	918002	912005	912006	913002	914069	915040	916067				
TD12	910303	918001	918002	912001	912002	913019	914113	915095	916137	917059		528-142	
TD12	910303	918001	918002	912001	912002	913019	914112	915095	916136	917059		528-142	
TD12A		918001	918002	912005	912006	913002	914009	915210	916150				
TD12B		918001	918002	912005	912006	913002	914009	915210	916150				
TD12C-XP		918001	918002	912005	912006	913033	914018	915083	916132				
TD15B		918001	918002	912005	912006	913028	914054	915041	916059	917059	900212	528-142	
175		918001	918002	912005	912006	913028	914054	915041	916059	917059	900212	528-142	
175B		918001	918002	912005	912006	913028	914054	915041	916059	917059	900212	528-142	
TD15		918001	918002	912005	912006	913028	914054	915041	916059	917059	900212	528-142	
TD14		918001	918002	912005	912006	913028	914054	915041	916059	917059	900212	528-142	
TD15B		918001	918002	912001	912002	913011	914053	915036	916069	917059	900240	528-150	528-144
175B		918001	918002	912001	912002	913011	914053	915036	916069	917059	900240	528-150	528-144

WTC Machinery Corporation
91 Series Track Tooling Chart

Make	Model	Comments	Type	Pin Dia.	Pin Length	Bushing Dia.	Bushing Length	Pitch	Jaw Type	Jaw	Side Plates (2)	
DRESR	175C		SEALED	1.75	8.81	2.614	6.41	7.5	ADJ	800001	910103	910203
DRESR	TD15C		SEALED	1.75	8.81	2.614	6.41	7.5	ADJ	800001	910103	910203
DRESR	TD15C		SALT	1.625	8.81	2.614	5.57	7.49	ADJ	800001	910103	910203
DRESR	TD15C	LGP	SALT	1.625	8.81	2.614	5.57	7.49	ADJ	800001	910103	910203
DRESR	TD15C	SPLIT	SEALED	1.625	8.81	2.614	6.485	7.49	ADJ	800001	910103	910203
DRESR	TD15C	SPLIT	DRY	1.625	8.81	2.614	6.485	7.49	ADJ	800001		
DRESR	TD12C		DRY	1.625	8.81	2.614	6.485	7.49	ADJ	800001		
DRESR	TD15E		SEALED	1.75	8.81	2.756	5.9	7.98	8-HOLE	910025		
DRESR	TD20B		SEALED	1.75	9.31	2.614	6.1	7.5	ADJ	800001	910103	910203
DRESR	TD20C		SEALED	1.75	9.31	2.614	6.1	7.5	ADJ	800001	910103	910203
DRESR	250B		SEALED	1.75	9.31	2.614	6.1	7.5	ADJ	800001	910103	910203
DRESR	250C		SEALED	1.75	9.31	2.614	6.1	7.5	ADJ	800001	910103	910203
DRESR	TD20C		SEALED	1.875	9.31	2.862	6.625	8.5	8-HOLE	910024	910108	910208
DRESR	TD20E		SALT	1.874	10.43	2.866	6.704	8.5	8-HOLE	910024	910108	910208
DRESR	TD20G		SALT	1.874	10.43	2.866	6.704	8.5	8-HOLE	910024	910108	910208
DRESR	TD20G	LGP	SALT	1.874	10.43	2.866	6.704	8.5	8-HOLE	910024	910108	910208
DRESR	D87P		SALT	1.874	10.43	2.866	6.704	8.5	8-HOLE	910024	910108	910208

WTC Machinery Corporation
91 Series Track Tooling Chart

Model	Shims(4) Unless Specified	RH Tool Bar	LH Tool Bar	Tool Holder ADJ (2)	Tool Holder Stat (2)	Pin Dissy (2)	Bushing Dissy (2)	Pin Assembly (2)	Bushing Assembly (2)	Shim Group	M.B.A. (2)	Plate for WS-310 (1)	Shim for WS-310 (2)
175C		918001	918002	912001	912002	913011	914053	915036	916069	917059	900240	528-150	528-144
TD15C		918001	918002	912001	912002	913011	914053	915036	916069	917059	900240	528-150	528-144
TD15C		918001	918002	912001	912002	913011	914018	915021	916150	917059		528-150	528-144
TD15C		918001	918002	912001	912002	913011	914018	915021	916150	917059		528-150	528-144
TD15C		918001	918002	912005	912006	913011	914053	915021	916149	917056		528-150	528-144
TD15C		918001	918002	912005	912006	913071	914052	915211	916044				
TD12C		918001	918002	912005	912006	913071	914052	915211	916044				
TD15E		918003	918004	912003	912004	913017	914094	915108	916117	917060		528-143	528-146
TD20B	910303	918001	918002	912001	912002	913028	914051	915036	916069	917059	900240	528-150	528-144
TD20C	910303	918001	918002	912001	912002	913028	914051	915036	916069	917059	900240	528-150	528-144
250B	910303	918001	918002	912001	912002	913028	914051	915036	916069	917059	900240	528-150	528-144
250C	910303	918001	918002	912001	912002	913028	914051	915036	916069	917059	900240	528-150	528-144
TD20C		918003	918004	912003	912004	913024	914031	915035	916070	917060	900211	528-143	528-146
TD20E	910308(8)	918003	918004	912003	912004	913022	914050	915077	916152	917060		528-143	528-146
TD20G	910308(8)	918003	918004	912003	912004	913022	914050	915077	916152	917060		528-143	528-146
TD20G	910308(8)	918003	918004	912003	912004	913022	914050	915077	916152	917060		528-143	528-146
D87P	910308(8)	918003	918004	912003	912004	913022	914050	915077	916152	917060		528-143	528-146

WTC Machinery Corporation
91 Series Track Tooling Chart

Make	Model	Comments	Type	Pin Dia.	Pin Length	Bushing Dia.	Bushing Length	Pitch	Jaw Type	Jaw	Side Plates (2)	
DRESR	D87E-2		SALT	1.874	10.43	2.866	6.704	8.5	8-HOLE	910024	910108	910208
DRESR	TD20G		DRY	1.874	10.43	2.866	7.266	8.5	8-HOLE	910024		
DRESR	TD20E		DRY	1.874	10.43	2.866	7.266	8.5	8-HOLE	910024		
DRESR	TD25C		SALT	2.125	11	3.239	7.329	9.87	8-HOLE	800007		
DRESR	TD25E		SALT	2.125	11	3.239	7.329	9.87	8-HOLE	800007		
DRESR	TD25G		SALT	2.125	11	3.239	7.329	9.87	8-HOLE	800007		
DRESR	TD25C		SALT	2.125	11	3.241	7.329	9.86	8-HOLE	800007		
DRESR	TD25E		SALT	2.125	11	3.241	7.329	9.86	8-HOLE	800007		
DRESR	TD30		SALT	2.125	11	3.241	7.329	9.86	8-HOLE	800007		
DRESR	TD25G		DRY	2.125	11	3.241	8.282	9.86	8-HOLE	800007		
DRESR	TD40	SPLIT	SEALED	2.456	12.6	3.722	8.322	11.02	8-HOLE	910028		
DRESR	TD40	SPLIT	SALT	2.456	12.6	3.722	9.173	11.02	8-HOLE	910028		
DRESR	TD6		SEALED	1.25	5.97	1.8	3.97	6	ADJ	800005	910104	910204
DRESR	T6		SEALED	1.25	5.97	1.8	3.97	6	ADJ	800005	910104	910204
DRESR	100B		SEALED	1.25	5.97	1.8	3.97	6	ADJ	800005	910104	910204
DRESR	TD7E		SEALED	1.25	6.5	1.8	4.533	5.99	ADJ	800005	910104	910204
DRESR	100E		SEALED	1.25	6.5	1.8	4.533	5.99	ADJ	800005	910104	910204

WTC Machinery Corporation
91 Series Track Tooling Chart

Model	Shims(4) Unless Specified	RH Tool Bar	LH Tool Bar	Tool Holder ADJ (2)	Tool Holder Stat (2)	Pin Dissy (2)	Bushing Dissy (2)	Pin Assembly (2)	Bushing Assembly (2)	Shim Group	M.B.A. (2)	Plate for WS-310 (1)	Shim for WS-310 (2)
D87E-2	910308(8)	918003	918004	912003	912004	913022	914050	915077	916152	917060		528-143	528-146
TD20G		918003	918004	912003	912004	913026	914103	915212	916264				
TD20E		918003	918004	912003	912004	913026	914103	915212	916264				
TD25C		918003	918004	912003	912004	913047	914048	915102	916154	917060		528-150	
TD25E		918003	918004	912003	912004	913047	914048	915102	916154	917060		528-150	
TD25G		918003	918004	912003	912004	913047	914048	915102	916154	917060		528-150	
TD25C		918003	918004	912003	912004	913022	914048	915102	916153	917060	900226	528-143	528-147
TD25E		918003	918004	912003	912004	913022	914048	915102	916153	917060	900226	528-143	528-147
TD30		918003	918004	912003	912004	913022	914048	915102	916153	917060	900226	528-143	528-147
TD25G		918003	918004	912003	912004	913072	914075	915102	916266				
TD40		918003	918004	912003	912004	913051	916148	915101	916148	917060		528-150	528-147
TD40		918003	918004	912003	912004	913048	914115	915101	916147	917060		528-150	528-147
TD6		918001	918002	912005	912006	913027	914068	915034	916066	917059	900217	528-142	
T6		918001	918002	912005	912006	913027	914068	915034	916066	917059	900217	528-142	
100B		918001	918002	912005	912006	913027	914068	915034	916066	917059	900217	528-142	
TD7E		918001	918002	912005	912006	913002	914069	915100	916067	917059	900217	528-142	
100E		918001	918002	912005	912006	913002	914069	915100	916067	917059	900217	528-142	

WTC Machinery Corporation
91 Series Track Tooling Chart

Make	Model	Comments	Type	Pin Dia.	Pin Length	Bushing Dia.	Bushing Length	Pitch	Jaw Type	Jaw	Side Plates (2)	
DRESR	TD7G		SALT	1.312	6.69	2.115	4.187	6.49	ADJ	800005	910104	910204
DRESR	100G		SALT	1.312	6.69	2.115	4.187	6.49	ADJ	800005	910104	910204
DRESR	TD8G		SALT	1.312	6.69	2.115	4.187	6.49	ADJ	800005	910104	910204
DRESR	125G		SALT	1.312	6.69	2.115	4.187	6.49	ADJ	800005	910104	910204
DRESR	TD9H		SALT	1.312	6.69	2.115	4.187	6.49	ADJ	800005	910104	910204
DRESR	D38E		SALT	1.312	6.69	2.115	4.187	6.49	ADJ	800005	910104	910204
DRESR	D38P-1		SALT	1.312	6.69	2.115	4.187	6.49	ADJ	800005	910104	910204
DRESR	D39E		SALT	1.312	6.69	2.115	4.187	6.49	ADJ	800005	910104	910204
DRESR	D32		SALT	1.312	6.69	2.115	4.187	6.49	ADJ	800005	910104	910204
DRESR	D32E		SALT	1.312	6.69	2.115	4.187	6.49	ADJ	800005	910104	910204
DRESR	D32-P1		SALT	1.312	6.69	2.115	4.187	6.49	ADJ	800005	910104	910204
DRESR	D38P-1		SALT	1.312	6.69	2.115	4.187	6.49	ADJ	800005	910104	910204
DRESR	D39		SALT	1.312	6.69	2.115	4.187	6.49	ADJ	800005	910104	910204
DRESR	TD8C		SEALED	1.375	6.69	2.053	4.908	6.49	ADJ	800005	910104	910204
DRESR	TD8E		SEALED	1.375	6.69	2.053	4.908	6.49	ADJ	800005	910104	910204
DRESR	TD9B		SEALED	1.375	6.69	2.053	4.908	6.49	ADJ	800005	910104	910204
DRESR	125C		SEALED	1.375	6.69	2.053	4.908	6.49	ADJ	800005	910104	910204

WTC Machinery Corporation
91 Series Track Tooling Chart

Model	Shims(4) Unless Specified	RH Tool Bar	LH Tool Bar	Tool Holder ADJ (2)	Tool Holder Stat (2)	Pin Dissy (2)	Bushing Dissy (2)	Pin Assembly (2)	Bushing Assembly (2)	Shim Group	M.B.A. (2)	Plate for WS-310 (1)	Shim for WS-310 (2)
TD7G		918001	918002	912005	912006	913020	914034	915133	916101	917059		528-150	528-144
100G		918001	918002	912005	912006	913020	914034	915133	916101	917059		528-150	528-144
TD8G		918001	918002	912005	912006	913020	914034	915133	916101	917059		528-150	528-144
125G		918001	918002	912005	912006	913020	914034	915133	916101	917059		528-150	528-144
TD9H		918001	918002	912005	912006	913020	914034	915133	916101	917059		528-150	528-144
D38E		918001	918002	912005	912006	913020	914034	915133	916101	917059		528-150	528-144
D38P-1		918001	918002	912005	912006	913020	914034	915133	916101	917059		528-150	528-144
D39E		918001	918002	912005	912006	913020	914034	915133	916101	917059		528-150	528-144
D32		918001	918002	912005	912006	913020	914034	915133	916101	917059		528-150	528-144
D32E		918001	918002	912005	912006	913020	914034	915133	916101	917059		528-150	528-144
D32-P1		918001	918002	912005	912006	913020	914034	915133	916101	917059		528-150	528-144
D38P-1		918001	918002	912005	912006	913020	914034	915133	916101	917059		528-150	528-144
D39		918001	918002	912005	912006	913020	914034	915133	916101	917059		528-150	528-144
TD8C		918001	918002	912005	912006	913029	914059	915048	916146	917059	900216	528-150	528-145
TD8E		918001	918002	912005	912006	913029	914059	915048	916146	917059	900216	528-150	528-145
TD9B		918001	918002	912005	912006	913029	914059	915048	916146	917059	900216	528-150	528-145
125C		918001	918002	912005	912006	913029	914059	915048	916146	917059	900216	528-150	528-145

WTC Machinery Corporation
91 Series Track Tooling Chart

Make	Model	Comments	Type	Pin Dia.	Pin Length	Bushing Dia.	Bushing Length	Pitch	Jaw Type	Jaw	Side Plates (2)	
DRESR	125E		SEALED	1.375	6.69	2.053	4.908	6.49	ADJ	800005	910104	910204
DRESR	150		SEALED	1.375	6.69	2.053	4.908	6.49	ADJ	800005	910104	910204
DRESR	TD8G		SEALED	1.312	6.69	2.115	4.76	6.49	ADJ	800005	910104	910204
DRESR	125G		SEALED	1.312	6.69	2.115	4.76	6.49	ADJ	800005	910104	910204
DRESR	TD-8G		DRY	1.312	6.69	2.115	4.76	6.49	ADJ	800005		
DRESR	TD7H		DRY	1.312	6.69	2.115	4.76	6.49	ADJ	800005		
DRESR	125G		DRY	1.312	6.69	2.115	4.76	6.49	ADJ	800005		
DRESR	TD15E		SALT	1.75	8.81	2.754	5.31	7.98	8-HOLE	910025		
DRESR	TD15E	LGP	SALT	1.75	8.81	2.754	5.31	7.98	8-HOLE	910025		
DRESR	TD20E		SEALED	1.875	10.44	2.864	7.25	8.5	8-HOLE	910024	910108	910208
DRESR	TD20E	SPLIT	SEALED	1.875	10.43	2.864	7.27	8.5	8-HOLE	910024	910108	910208
DRESR	TD25B		SEALED	1.875	11	2.864	8.28	8.5	8-HOLE	910024	910108	910208
DRESR	TD24		SEALED	1.875	11	2.864	8.28	8.5	8-HOLE	910024	910108	910208
DRESR	TD25C		SEALED	2.125	11	3.239	8.28	9.87	8-HOLE	800007		
DRESR	TD25E		SEALED	2.125	11	3.239	8.28	9.87	8-HOLE	800007		
DRESR	TD30		SEALED	2.125	11	3.239	8.28	9.87	8-HOLE	800007		
DRESR	TD25E	SPLIT	SEALED	2.125	11	3.239	8.28	9.87	8-HOLE	800007		

WTC Machinery Corporation
91 Series Track Tooling Chart

Model	Shims(4) Unless Specified	RH Tool Bar	LH Tool Bar	Tool Holder ADJ (2)	Tool Holder Stat (2)	Pin Dissy (2)	Bushing Dissy (2)	Pin Assembly (2)	Bushing Assembly (2)	Shim Group	M.B.A. (2)	Plate for WS-310 (1)	Shim for WS-310 (2)
125E		918001	918002	912005	912006	913029	914059	915048	916146	917059	900216	528-150	528-145
150		918001	918002	912005	912006	913029	914059	915048	916146	917059	900216	528-150	528-145
TD8G		918001	918002	912005	912006	913020	914097	915040	916068	917059		528-150	528-144
125G		918001	918002	912005	912006	913020	914097	915040	916068	917059		528-150	528-144
TD-8G		918001	918002	912005	912006	913030	914064	915213	916194				
TD7H		918001	918002	912005	912006	913030	914064	915213	916194				
125G		918001	918002	912005	912006	913030	914064	915213	916194				
TD15E		918003	918004	912003	912004	913032	914094	915109	916152	917060		528-143	528-146
TD15E		918003	918004	912003	912004	913032	914094	915109	916152	917060		528-143	528-146
TD20E	910308(8)	918003	918004	912003	912004	913023	914050	915038	916071	917060	900245	528-143	528-146
TD20E	910308(8)	918003	918004	912003	912004	913023	914050	915077	916151	917060		528-143	528-146
TD25B	910308(12)	918003	918004	912003	912004	913022	914049	915037	916072	917060	900211	528-143	528-146
TD24	910308(12)	918003	918004	912003	912004	913022	914049	915037	916072	917060	900211	528-143	528-146
TD25C		918003	918004	912003	912004	913022	914048	915102	916156	917060	900226	528-143	528-147
TD25E		918003	918004	912003	912004	913022	914048	915102	916156	917060	900226	528-143	528-147
TD30		918003	918004	912003	912004	913022	914048	915102	916156	917060	900226	528-143	528-147
TD25E		918003	918004	912003	912004	913022	914048	915102	916153			528-150	

WTC Machinery Corporation
91 Series Track Tooling Chart

Make	Model	Comments	Type	Pin Dia.	Pin Length	Bushing Dia.	Bushing Length	Pitch	Jaw Type	Jaw	Side Plates (2)	
FIAT	AD4		UNSEALED	0.984	5.28	1.452	3.81	5.512	ADJ	800005		
FIAT	FL4AC		UNSEALED	0.984	5.28	1.452	3.81	5.512	ADJ	800005		
FIAT	FL4AD		UNSEALED	0.984	5.28	1.452	3.81	5.512	ADJ	800005		
FIAT	FL4L		UNSEALED	0.984	5.28	1.452	3.81	5.512	ADJ	800005		
FIAT	B1		UNSEALED	0.984	5.28	1.452	3.81	5.512	ADJ	800005		
FIAT	H4		UNSEALED	1.25	6.24	1.875	4.525	6	ADJ	800005		
FIAT	HD4	S/N 3001 & UP	UNSEALED	1.25	6.24	1.875	4.525	6	ADJ	800005		
FIAT	652		UNSEALED	1.25	6.24	1.875	4.525	6	ADJ	800005		
FIAT	653		UNSEALED	1.25	6.24	1.875	4.525	6	ADJ	800005		
FIAT	655		UNSEALED	1.25	6.24	1.875	4.525	6	ADJ	800005		
FIAT	AD5		UNSEALED	1.181	6.1	1.767	4.49	6.299	ADJ	800005	910104	910204
FIAT	FL6		UNSEALED	1.181	6.1	1.767	4.49	6.299	ADJ	800005	910104	910204
FIAT	FD5		UNSEALED	1.143	6.457	1.772	4.488	6.299	ADJ	800005	910104	910204
FIAT	FD7		UNSEALED	1.143	6.457	1.772	4.488	6.299	ADJ	800005	910104	910204
FIAT	FL5		UNSEALED	1.143	6.457	1.772	4.488	6.299	ADJ	800005	910104	910204
FIAT	FL7		UNSEALED	1.143	6.457	1.772	4.488	6.299	ADJ	800005	910104	910204
FIAT	FD5		SALT	1.26	6.42	2.01	4.07	6.299	ADJ	800005	910104	910204

WTC Machinery Corporation
91 Series Track Tooling Chart

Model	Shims(4) Unless Specified	RH Tool Bar	LH Tool Bar	Tool Holder ADJ (2)	Tool Holder Stat (2)	Pin Dissy (2)	Bushing Dissy (2)	Pin Assembly (2)	Bushing Assembly (2)	Shim Group	M.B.A. (2)	Plate for WS-310 (1)	Shim for WS-310 (2)
AD4		918001	918002	912005	912006	913018	914037	915028	916033	917059		528-142	528-148
FL4AC		918001	918002	912005	912006	913018	914037	915028	916033	917059		528-142	528-148
FL4AD		918001	918002	912005	912006	913018	914037	915028	916033	917059		528-142	528-148
FL4L		918001	918002	912005	912006	913018	914037	915028	916033	917059		528-142	528-148
B1		918001	918002	912005	912006	913018	914037	915028	916033	917059		528-142	528-148
H4		918001	918002	912005	912006	913002	914036	915004	916163				
HD4		918001	918002	912005	912006	913002	914036	915004	916163	917059	900219	528-142	
652		918001	918002	912005	912006	913002	914036	915004	916163	917059	900219	528-142	
653		918001	918002	912005	912006	913002	914036	915004	916163	917059	900219	528-142	
655		918001	918002	912005	912006	913002	914036	915004	916163	917059	900219	528-142	
AD5		918001	918002	912005	912006	913002	914035	915027	916035	917059		528-142	528-144
FL6		918001	918002	912005	912006	913002	914035	915027	916035	917059		528-142	528-144
FD5		918001	918002	912005	912006	913010	914068	915120	916166	917059		528-150	528-145
FD7		918001	918002	912005	912006	913010	914068	915120	916166	917059		528-150	528-145
FL5		918001	918002	912005	912006	913010	914068	915120	916166	917059		528-150	528-145
FL7		918001	918002	912005	912006	913010	914068	915120	916166	917059		528-150	528-145
FD5		918001	918002	912005	912006	913031	914043	915130	916101	917059		528-150	528-144

WTC Machinery Corporation
91 Series Track Tooling Chart

Make	Model	Comments	Type	Pin Dia.	Pin Length	Bushing Dia.	Bushing Length	Pitch	Jaw Type	Jaw	Side Plates (2)	
FIAT	FD7		SALT	1.26	6.42	2.01	4.07	6.299	ADJ	800005	910104	910204
FIAT	FL5		SALT	1.26	6.42	2.01	4.07	6.299	ADJ	800005	910104	910204
FIAT	FL5B		SALT	1.26	6.42	2.01	4.07	6.299	ADJ	800005	910104	910204
FIAT	FL7		SALT	1.26	6.42	2.01	4.07	6.299	ADJ	800005	910104	910204
FIAT	FL7B		SALT	1.26	6.42	2.01	4.07	6.299	ADJ	800005	910104	910204
FIAT	HD5		SEALED	1.375	6.91	2.005	4.03	6.495	ADJ	800005	910104	910204
FIAT	HD6		SEALED	1.375	6.91	2.005	4.03	6.495	ADJ	800005	910104	910204
FIAT	HD5		UNSEALED	1.375	6.91	2.005	4.733	6.495	ADJ	800005	910104	910204
FIAT	HD6		UNSEALED	1.375	6.91	2.005	4.733	6.495	ADJ	800005	910104	910204
FIAT	K		UNSEALED	1.738	7.51	2	4.51	6.5	ADJ	800005	910104	910204
FIAT	KO		UNSEALED	1.738	7.51	2	4.51	6.5	ADJ	800005	910104	910204
FIAT	HD7	S/N 1102 & DN	UNSEALED	1.738	7.51	2	4.51	6.5	ADJ	800005	910104	910204
FIAT	HD7	S/N 1103 & UP	UNSEALED	1.565	8.14	2.315	5.755	6.5	ADJ	800005	910104	910204
FIAT	AD6		UNSEALED	1.377	7.01	2.043	5.19	6.692	ADJ	800005	910104	910204
FIAT	AD7		UNSEALED	1.377	7.01	2.043	5.19	6.692	ADJ	800005	910104	910204
FIAT	AD7C		UNSEALED	1.377	7.01	2.043	5.19	6.692	ADJ	800005	910104	910204
FIAT	AD9		UNSEALED	1.377	7.01	2.043	5.19	6.692	ADJ	800005	910104	910204

WTC Machinery Corporation
91 Series Track Tooling Chart

Model	Shims(4) Unless Specified	RH Tool Bar	LH Tool Bar	Tool Holder ADJ (2)	Tool Holder Stat (2)	Pin Dissy (2)	Bushing Dissy (2)	Pin Assembly (2)	Bushing Assembly (2)	Shim Group	M.B.A. (2)	Plate for WS-310 (1)	Shim for WS-310 (2)
FD7		918001	918002	912005	912006	913031	914043	915130	916101	917059		528-150	528-144
FL5		918001	918002	912005	912006	913031	914043	915130	916101	917059		528-150	528-144
FL5B		918001	918002	912005	912006	913031	914043	915130	916101	917059		528-150	528-144
FL7		918001	918002	912005	912006	913031	914043	915130	916101	917059		528-150	528-144
FL7B		918001	918002	912005	912006	913031	914043	915130	916101	917059		528-150	528-144
HD5		918001	918002	912005	912006	913020	914043	915014	916023	917059		528-150	528-146
HD6		918001	918002	912005	912006	913020	914043	915014	916023	917059		528-150	528-146
HD5		918001	918002	912005	912006	913020	914033	915014	916036	917059	900216	528-150	528-146
HD6		918001	918002	912005	912006	913020	914033	915014	916036	917059	900216	528-150	528-146
K		918001	918002	912005	912006	913019	914034	915026	916037	917059		528-150	528-146
KO		918001	918002	912005	912006	913019	914034	915026	916037	917059		528-150	528-146
HD7		918001	918002	912005	912006	913019	914034	915026	916037	917059		528-150	528-146
HD7	910304(8)	918001	918002	912005	912006	913019	914032	915023	916042	917059	900213	528-143	528147
AD6		918001	918002	912005	912006	913002	914031	915025	916038	917059		528-150	528-145
AD7		918001	918002	912005	912006	913002	914031	915025	916038	917059		528-150	528-145
AD7C		918001	918002	912005	912006	913002	914031	915025	916038	917059		528-150	528-145
AD9		918001	918002	912005	912006	913002	914031	915025	916038	917059		528-150	528-145

WTC Machinery Corporation
91 Series Track Tooling Chart

Make	Model	Comments	Type	Pin Dia.	Pin Length	Bushing Dia.	Bushing Length	Pitch	Jaw Type	Jaw	Side Plates (2)	
FIAT	BD7		UNSEALED	1.377	7.01	2.043	5.19	6.692	ADJ	800005	910104	910204
FIAT	BD7C		UNSEALED	1.377	7.01	2.043	5.19	6.692	ADJ	800005	910104	910204
FIAT	BD9		UNSEALED	1.377	7.01	2.043	5.19	6.692	ADJ	800005	910104	910204
FIAT	FL7		UNSEALED	1.377	7.01	2.043	5.19	6.692	ADJ	800005	910104	910204
FIAT	FL8		UNSEALED	1.377	7.01	2.043	5.19	6.692	ADJ	800005	910104	910204
FIAT	FL8C		UNSEALED	1.377	7.01	2.043	5.19	6.692	ADJ	800005	910104	910204
FIAT	AD8		UNSEALED	1.38	7.126	2.05	5.11	6.693	ADJ	800005	910104	910204
FIAT	BD8		UNSEALED	1.38	7.126	2.05	5.11	6.693	ADJ	800005	910104	910204
FIAT	FL9		UNSEALED	1.38	7.126	2.05	5.11	6.693	ADJ	800005	910104	910204
FIAT	FD9		UNSEALED	1.382	7.17	2.085	5.28	6.692	ADJ	800005	910104	910204
FIAT	FD9		SALT	1.382	7.17	2.085	4.51	6.692	ADJ	800005	910104	910204
FIAT	S9		SEALED	1.377	7.165	2.047	4.921	6.692	ADJ	800005	910104	910204
FIAT	SL9	30/241 & UP	SEALED	1.377	7.165	2.047	4.921	6.692	ADJ	800005	910104	910204
FIAT	S11		SEALED	1.377	7.165	2.047	4.921	6.692	ADJ	800005	910104	910204
FIAT	SL11	33/281 & UP	SEALED	1.377	7.165	2.047	4.921	6.692	ADJ	800005	910104	910204
FIAT	FE16		SEALED	1.377	7.165	2.047	4.921	6.692	ADJ	800005	910104	910204
FIAT	F318		SEALED	1.377	7.165	2.047	4.921	6.692	ADJ	800005	910104	910204

WTC Machinery Corporation
91 Series Track Tooling Chart

Model	Shims(4) Unless Specified	RH Tool Bar	LH Tool Bar	Tool Holder ADJ (2)	Tool Holder Stat (2)	Pin Dissy (2)	Bushing Dissy (2)	Pin Assembly (2)	Bushing Assembly (2)	Shim Group	M.B.A. (2)	Plate for WS-310 (1)	Shim for WS-310 (2)
BD7		918001	918002	912005	912006	913002	914031	915025	916038	917059		528-150	528-145
BD7C		918001	918002	912005	912006	913002	914031	915025	916038	917059		528-150	528-145
BD9		918001	918002	912005	912006	913002	914031	915025	916038	917059		528-150	528-145
FL7		918001	918002	912005	912006	913002	914031	915025	916038	917059		528-150	528-145
FL8		918001	918002	912005	912006	913002	914031	915025	916038	917059		528-150	528-145
FL8C		918001	918002	912005	912006	913002	914031	915025	916038	917059		528-150	528-145
AD8		918001	918002	912005	912006	913002	914030	915025	916039	917059	900216	528-150	528-145
BD8		918001	918002	912005	912006	913002	914030	915025	916039	917059	900216	528-150	528-145
FL9		918001	918002	912005	912006	913002	914030	915025	916039	917059	900216	528-150	528-145
FD9	910304	918001	918002	912005	912006	913029	914099	915014	916167	917059		528-150	
FD9	910304	918001	918002	912005	912006	913032	914099	915014	916168	917059		528-150	
S9	910304	918001	918002	912005	912006	913002	914002	915154	916212	917059	900216	528-150	528-145
SL9	910304	918001	918002	912005	912006	913002	914002	915154	916212	917059	900216	528-150	528-145
S11	910304	918001	918002	912005	912006	913002	914002	915154	916212	917059	900216	528-150	528-145
SL11	910304	918001	918002	912005	912006	913002	914002	915154	916212	917059	900216	528-150	528-145
FE16	910304	918001	918002	912005	912006	913002	914002	915154	916212	917059	900216	528-150	528-145
F318	910304	918001	918002	912005	912006	913002	914002	915154	916212	917059	900216	528-150	528-145

WTC Machinery Corporation
91 Series Track Tooling Chart

Make	Model	Comments	Type	Pin Dia.	Pin Length	Bushing Dia.	Bushing Length	Pitch	Jaw Type	Jaw	Side Plates (2)	
FIAT	FE8LC		SEALED	1.377	7.165	2.047	4.921	6.692	ADJ	800005	910104	910204
FIAT	FE20		SEALED	1.377	7.165	2.047	4.921	6.692	ADJ	800005	910104	910204
FIAT	FE20LC		SEALED	1.377	7.165	2.047	4.921	6.692	ADJ	800005	910104	910204
FIAT	FH120		SEALED	1.377	7.165	2.047	4.921	6.692	ADJ	800005	910104	910204
FIAT	FH150		SEALED	1.377	7.165	2.047	4.921	6.692	ADJ	800005	910104	910204
FIAT	FH150LC		SEALED	1.377	7.165	2.047	4.921	6.692	ADJ	800005	910104	910204
FIAT	PH130		SEALED	1.377	7.165	2.047	4.921	6.692	ADJ	800005	910104	910204
FIAT	AD10		UNSEALED	1.459	7.874	2.287	5.74	6.929	ADJ	800001		
FIAT	AD10B		UNSEALED	1.459	7.874	2.287	5.74	6.929	ADJ	800001		
FIAT	BD10		UNSEALED	1.459	7.874	2.287	5.74	6.929	ADJ	800001		
FIAT	BD10B		UNSEALED	1.459	7.874	2.287	5.74	6.929	ADJ	800001		
FIAT	FL10		UNSEALED	1.459	7.874	2.287	5.74	6.929	ADJ	800001		
FIAT	FL10B		UNSEALED	1.459	7.874	2.287	5.74	6.929	ADJ	800001		
FIAT	FH200		SEALED	1.458	8.031	2.284	5.787	6.929	ADJ	800001		
FIAT	FH200LC		SEALED	1.458	8.031	2.284	5.787	6.929	ADJ	800001		
FIAT	HD7G		SEALED	1.565	8.14	2.311	4.924	7.006	ADJ	800001		
FIAT	HD9		SEALED	1.565	8.14	2.311	4.924	7.006	ADJ	800001		

WTC Machinery Corporation
91 Series Track Tooling Chart

Model	Shims(4) Unless Specified	RH Tool Bar	LH Tool Bar	Tool Holder ADJ (2)	Tool Holder Stat (2)	Pin Dissy (2)	Bushing Dissy (2)	Pin Assembly (2)	Bushing Assembly (2)	Shim Group	M.B.A. (2)	Plate for WS-310 (1)	Shim for WS-310 (2)
FE8LC	910304	918001	918002	912005	912006	913002	914002	915154	916212	917059	900216	528-150	528-145
FE20	910304	918001	918002	912005	912006	913002	914002	915154	916212	917059	900216	528-150	528-145
FE20LC	910304	918001	918002	912005	912006	913002	914002	915154	916212	917059	900216	528-150	528-145
FH120	910304	918001	918002	912005	912006	913002	914002	915154	916212	917059	900216	528-150	528-145
FH150	910304	918001	918002	912005	912006	913002	914002	915154	916212	917059	900216	528-150	528-145
FH150LC	910304	918001	918002	912005	912006	913002	914002	915154	916212	917059	900216	528-150	528-145
PH130	910304	918001	918002	912005	912006	913002	914002	915154	916212	917059	900216	528-150	528-145
AD10		918001	918002	912005	912006	913019	914029	915022	916040	917059	900202	528-142	
AD10B		918001	918002	912005	912006	913019	914029	915022	916040	917059	900202	528-142	
BD10		918001	918002	912005	912006	913019	914029	915022	916040	917059	900202	528-142	
BD10B		918001	918002	912005	912006	913019	914029	915022	916040	917059	900202	528-142	
FL10		918001	918002	912005	912006	913019	914029	915022	916040	917059	900202	528-142	
FL10B		918001	918002	912005	912006	913019	914029	915022	916040	917059	900202	528-142	
FH200		918001	918002	912005	912006	913019	914029	915118	916211	917059	900202	528-142	
FH200LC		918001	918002	912005	912006	913019	914029	915118	916211	917059	900202	528-142	
HD7G		918001	918002	912005	912006	913019	914042	915023	916024	917059	900241	528-142	
HD9		918001	918002	912005	912006	913019	914042	915023	916024	917059	900241	528-142	

WTC Machinery Corporation
91 Series Track Tooling Chart

Make	Model	Comments	Type	Pin Dia.	Pin Length	Bushing Dia.	Bushing Length	Pitch	Jaw Type	Jaw	Side Plates (2)	
FIAT	HD11G	S/N 8940 & DN	SEALED	1.565	8.14	2.311	4.924	7.006	ADJ	800001		
FIAT	HD11E	S/N 10000 & DN	SEALED	1.565	8.14	2.311	4.924	7.006	ADJ	800001		
FIAT	HD7G		UNSEALED	1.565	8.14	2.315	5.755	7	ADJ	800001		
FIAT	HD9		UNSEALED	1.565	8.14	2.315	5.755	7	ADJ	800001		
FIAT	HD11G	S/N 8940 & DN	UNSEALED	1.565	8.14	2.315	5.755	7	ADJ	800001		
FIAT	GH11E	S/N 10000 & DN	UNSEALED	1.565	8.14	2.315	5.755	7	ADJ	800001		
FIAT	HD7G-B		SEALED	1.562	8.14	2.315	4.93	7	ADJ	800001		
FIAT	HD11	S/N 7538-10000	SEALED	1.562	8.14	2.315	4.93	7	ADJ	800001		
FIAT	HD11B		SEALED	1.62	8.4	2.5	5.002	7.006	ADJ	800001		
FIAT	HD11	SN 5901 & UP	SEALED	1.62	8.4	2.5	5.002	7.006	ADJ	800001		
FIAT	HD11B	S/N 10001-19484	UNSEALED	1.62	8.4	2.5	5.815	7.006	ADJ	800001		
FIAT	HD11	S/N 10001 & UP	UNSEALED	1.62	8.4	2.5	5.815	7.006	ADJ	800001		
FIAT	HD11B	S/N 19485 & UP	UNSEALED	1.62	8.6	2.5	6.094	7.006	ADJ	800001		
FIAT	HD7G		UNSEALED	1.565	8.14	2.315	5.755	7.006	ADJ	800001		
FIAT	HD9		UNSEALED	1.565	8.14	2.315	5.755	7.006	ADJ	800001		
FIAT	HD11G	S/N 8940 & UP	UNSEALED	1.565	8.14	2.315	5.755	7.006	ADJ	800001		
FIAT	HD11	S/N 1000 & DN	UNSEALED	1.565	8.14	2.315	5.755	7.006	ADJ	800001		

WTC Machinery Corporation
91 Series Track Tooling Chart

Model	Shims(4) Unless Specified	RH Tool Bar	LH Tool Bar	Tool Holder ADJ (2)	Tool Holder Stat (2)	Pin Dissy (2)	Bushing Dissy (2)	Pin Assembly (2)	Bushing Assembly (2)	Shim Group	M.B.A. (2)	Plate for WS-310 (1)	Shim for WS-310 (2)
HD11G		918001	918002	912005	912006	913019	914042	915023	916024	917059	900241	528-142	
HD11E		918001	918002	912005	912006	913019	914042	915023	916024	917059	900241	528-142	
HD7G		918001	918002	912005	912006	913033	914026	915214	916267				
HD9		918001	918002	912005	912006	913033	914026	915214	916267				
HD11G		918001	918002	912005	912006	913033	914026	915214	916267				
GH11E		918001	918002	912005	912006	913033	914026	915214	916267				
HD7G-B		918001	918002	912005	912006	913008	914041	915031	916025	917059		528-142	
HD11		918001	918002	912005	912006	913008	914041	915031	916025	917059		528-142	
HD11B		918001	918002	912005	912006	913008	914026	915024	916026	917059		528-142	528-146
HD11		918001	918002	912005	912006	913008	914026	915024	916026	917059		528-142	528-146
HD11B		918001	918002	912005	912006	913008	914028	915024	916041	917059	900240	528-150	528-146
HD11		918001	918002	912005	912006	913008	914028	915024	916041	917059	900240	528-150	528-146
HD11B		918001	918002	912005	912006	913057	914032	915215	916268				
HD7G		918001	918002	912005	912006	913008	914027	915023	916042	917059	900213	528-142	
HD9		918001	918002	912005	912006	913008	914027	915023	916042	917059	900213	528-142	
HD11G		918001	918002	912005	912006	913008	914027	915023	916042	917059	900213	528-142	
HD11		918001	918002	912005	912006	913008	914027	915023	916042	917059	900213	528-142	

WTC Machinery Corporation
91 Series Track Tooling Chart

Make	Model	Comments	Type	Pin Dia.	Pin Length	Bushing Dia.	Bushing Length	Pitch	Jaw Type	Jaw	Side Plates (2)	
FIAT	AD12		UNSEALED	1.578	8.661	2.366	6.29	7.48	ADJ	800001	910103	910203
FIAT	AD14		UNSEALED	1.578	8.661	2.366	6.29	7.48	ADJ	800001	910103	910203
FIAT	14B		UNSEALED	1.578	8.661	2.366	6.29	7.48	ADJ	800001	910103	910203
FIAT	BD12		UNSEALED	1.578	8.661	2.366	6.29	7.48	ADJ	800001	910103	910203
FIAT	BD14		UNSEALED	1.578	8.661	2.366	6.29	7.48	ADJ	800001	910103	910203
FIAT	FL12		UNSEALED	1.578	8.661	2.366	6.29	7.48	ADJ	800001	910103	910203
FIAT	FL14		UNSEALED	1.578	8.661	2.366	6.29	7.48	ADJ	800001	910103	910203
FIAT	FL14B		UNSEALED	1.578	8.661	2.366	6.29	7.48	ADJ	800001	910103	910203
FIAT	FL14C		UNSEALED	1.578	8.661	2.366	6.29	7.48	ADJ	800001	910103	910203
FIAT	FD14		SALT	1.577	8.66	2.364	6.29	6	ADJ	800001	910103	910203
FIAT	FL14D		SALT	1.577	8.66	2.364	6.29	6	ADJ	800001	910103	910203
FIAT	FL14E		SALT	1.577	8.66	2.364	6.29	6	ADJ	800001	910103	910203
FIAT	FA200		SALT	1.577	8.66	2.364	6.29	6	ADJ	800001	910103	910203
FIAT	FL14		SALT	1.577	8.66	2.364	6.29	6	ADJ	800001	910103	910203
FIAT	AD14		SALT	1.577	8.66	2.364	6.29	6	ADJ	800001	910103	910203
FIAT	BD14		SALT	1.577	8.66	2.364	6.29	6	ADJ	800001	910103	910203
FIAT	AD12		SALT	1.577	8.66	2.364	6.29	6	ADJ	800001	910103	910203

WTC Machinery Corporation
91 Series Track Tooling Chart

Model	Shims(4) Unless Specified	RH Tool Bar	LH Tool Bar	Tool Holder ADJ (2)	Tool Holder Stat (2)	Pin Dissy (2)	Bushing Dissy (2)	Pin Assembly (2)	Bushing Assembly (2)	Shim Group	M.B.A. (2)	Plate for WS-310 (1)	Shim for WS-310 (2)
AD12		918001	918002	912002	912002	913020	914026	915022	916043	917059	900271	528-142	
AD14		918001	918002	912002	912002	913020	914026	915022	916043	917059	900271	528-142	
14B		918001	918002	912002	912002	913020	914026	915022	916043	917059	900271	528-142	
BD12		918001	918002	912002	912002	913020	914026	915022	916043	917059	900271	528-142	
BD14		918001	918002	912002	912002	913020	914026	915022	916043	917059	900271	528-142	
FL12		918001	918002	912002	912002	913020	914026	915022	916043	917059	900271	528-142	
FL14		918001	918002	912002	912002	913020	914026	915022	916043	917059	900271	528-142	
FL14B		918001	918002	912002	912002	913020	914026	915022	916043	917059	900271	528-142	
FL14C		918001	918002	912002	912002	913020	914026	915022	916043	917059	900271	528-142	
FD14	910303	918001	918002	912001	912002	913020	914118	915022	916188	917059		528-143	528-145
FL14D	910303	918001	918002	912001	912002	913020	914118	915022	916188	917059		528-143	528-145
FL14E	910303	918001	918002	912001	912002	913020	914118	915022	916188	917059		528-143	528-145
FA200	910303	918001	918002	912001	912002	913020	914118	915022	916188	917059		528-143	528-145
FL14	910303	918001	918002	912001	912002	913020	914118	915022	916188	917059		528-143	528-145
AD14	910303	918001	918002	912001	912002	913020	914118	915022	916188	917059		528-143	528-145
BD14	910303	918001	918002	912001	912002	913020	914118	915022	916188	917059		528-143	528-145
AD12	910303	918001	918002	912001	912002	913020	914118	915022	916188	917059		528-143	528-145

WTC Machinery Corporation
91 Series Track Tooling Chart

Make	Model	Comments	Type	Pin Dia.	Pin Length	Bushing Dia.	Bushing Length	Pitch	Jaw Type	Jaw	Side Plates (2)	
FIAT	BD12		SALT	1.577	8.66	2.364	6.29	6	ADJ	800001	910103	910203
FIAT	HD14			1.878	9.67	2.75	7.32	7.85	ADJ	800001		
FIAT	12G		SEALED	1.876	10.27	2.879	6.93	7.85	ADJ	800001	910103	910203
FIAT	HD16	S/N 5901 & UP	SEALED	1.876	10.27	2.879	6.93	7.85	ADJ	800001	910103	910203
FIAT	12GB		SEALED	1.878	10.27	2.875	6.927	7.858	ADJ	800001	910103	910203
FIAT	HD16B		SEALED	1.878	10.27	2.875	6.927	7.858	ADJ	800001	910103	910203
FIAT	HD15		UNSEALED	1.753	9.33	2.623	6.817	7.858	ADJ	800001	910103	910203
FIAT	HD16	S/N 5900 & DN	UNSEALED	1.753	9.33	2.623	6.817	7.858	ADJ	800001	910103	910203
FIAT	12G		UNSEALED	1.874	10.27	2.875	7.732	7.858	ADJ	800001	910103	910203
FIAT	HD16	S/N 5901 & UP	UNSEALED	1.874	10.27	2.875	7.732	7.858	ADJ	800001	910103	910203
FIAT	AD18		UNSEALED	1.87	9.84	2.815	7.24	8.503	8-HOLE	910024	910108	910208
FIAT	BD18		UNSEALED	1.87	9.84	2.815	7.24	8.503	8-HOLE	910024	910108	910208
FIAT	AD20		UNSEALED	1.87	9.84	2.815	7.24	8.503	8-HOLE	910024	910108	910208
FIAT	BD20		UNSEALED	1.87	9.84	2.815	7.24	8.503	8-HOLE	910024	910108	910208
FIAT	FD20		UNSEALED	1.873	9.843	2.819	7.236	8.504	8-HOLE	910024	910108	910208
FIAT	FL20	S/N 7607 & DN	UNSEALED	1.873	9.843	2.819	7.236	8.504	8-HOLE	910024	910108	910208
FIAT	FD20		SALT	1.88	9.9	2.811	6.41	8.503	8-HOLE	910024	910108	910208

WTC Machinery Corporation
91 Series Track Tooling Chart

Model	Shims(4) Unless Specified	RH Tool Bar	LH Tool Bar	Tool Holder ADJ (2)	Tool Holder Stat (2)	Pin Dissy (2)	Bushing Dissy (2)	Pin Assembly (2)	Bushing Assembly (2)	Shim Group	M.B.A. (2)	Plate for WS-310 (1)	Shim for WS-310 (2)
BD12	910303	918001	918002	912001	912002	913020	914118	915022	916188	917059		528-143	528-145
HD14		918003	918004	912003	912004	913005	914022	915216	916045				
12G	910303(16)	918001	918002	912001	912002	913015	914021	915020	916027	917059		528-143	528-145
HD16	910303(16)	918001	918002	912001	912002	913015	914021	915020	916027	917059		528-143	528-145
12GB	910303(16)	918001	918002	912001	912002	913015	914021	915030	916028	917059		528-143	528-145
HD16B	910303(16)	918001	918002	912001	912002	913015	914021	915030	916028	917059		528-143	528-145
HD15		918001	918002	912001	912002	913015	914025	915021	916044	917059	900214	528-150	528-144
HD16		918001	918002	912001	912002	913015	914025	915021	916044	917059	900214	528-150	528-144
12G	910303	918001	918002	912001	912002	913015	914023	915020	916046	917059	900211	528-143	528-145
HD16	910303	918001	918002	912001	912002	913015	914023	915020	916046	917059	900211	528-143	528-145
AD18	910308	918003	918004	912003	912004	913012	914022	915019	916047	917060		528-143	528-144
BD18	910308	918003	918004	912003	912004	913012	914022	915019	916047	917060		528-143	528-144
AD20	910308	918003	918004	912003	912004	913012	914022	915019	916047	917060		528-143	528-144
BD20	910308	918003	918004	912003	912004	913012	914022	915019	916047	917060		528-143	528-144
FD20	910308	918003	918004	912003	912004	913012	914022	915019	916072	917060		528-150	
FL20	910308	918003	918004	912003	912004	913012	914022	915019	916072	917060		528-150	
FD20	910308	918003	918004	912003	912004	913012	914081	915006	916185	917060		528-150	528-147

WTC Machinery Corporation
91 Series Track Tooling Chart

Make	Model	Comments	Type	Pin Dia.	Pin Length	Bushing Dia.	Bushing Length	Pitch	Jaw Type	Jaw	Side Plates (2)	
FIAT	FL20	7608 & UP	SALT	1.88	9.9	2.811	6.41	8.503	8-HOLE	910024	910108	910208
FIAT	HD19		SEALED	1.878	11.66	2.879	8.307	9.008	8-HOLE	910016	910108	910208
FIAT	HD20		SEALED	1.878	11.66	2.879	8.307	9.008	8-HOLE	910016	910108	910208
FIAT	HD21	S/N 13871-14942	SEALED	1.878	11.66	2.879	8.307	9.008	8-HOLE	910016	910108	910208
FIAT	HD21	S/N14943 & UP	SEALED	1.878	11.66	3.048	7.775	9.008	8-HOLE	910016	910108	910208
FIAT	HD21B		SEALED	1.876	11.66	3.044	7.77	9	8-HOLE	910016	910108	910208
FIAT	HD21B		UNSEALED	1.876	11.66	3.044	8.58	9	8-HOLE	910016	910108	910208
FIAT	HD19		UNSEALED	1.876	11.66	2.879	9.12	9	8-HOLE	910016		
FIAT	HD20		UNSEALED	1.876	11.66	2.879	9.12	9	8-HOLE	910016		
FIAT	HD21P	S/N 14942 & DN	UNSEALED	1.876	11.66	2.879	9.12	9	8-HOLE	910016		
FIAT	HD19		SEALED	1.876	11.66	2.879	9.12	9	8-HOLE	910016	910108	910208
FIAT	HD20		SEALED	1.876	11.66	2.879	9.12	9	8-HOLE	910016	910108	910208
FIAT	HD21P	S/N 14942 & DN	SEALED	1.876	11.66	2.879	9.12	9	8-HOLE	910016	910108	910208
FIAT	HD21		UNSEALED	1.878	11.66	2.875	9.11	9.008	8-HOLE	910016	910108	910208
FIAT	HD21P	S/N 14943 & UP	UNSEALED	1.878	11.66	2.875	9.11	9.008	8-HOLE	910016	910108	910208
FIAT	HD21C		UNSEALED	2.036	11.66	3.194	8.58	9.042	8-HOLE	910016	910108	910208
FIAT	FD30		UNSEALED	2.036	11.66	3.194	8.58	9.042	8-HOLE	910016	910108	910208

WTC Machinery Corporation
91 Series Track Tooling Chart

Model	Shims(4) Unless Specified	RH Tool Bar	LH Tool Bar	Tool Holder ADJ (2)	Tool Holder Stat (2)	Pin Dissy (2)	Bushing Dissy (2)	Pin Assembly (2)	Bushing Assembly (2)	Shim Group	M.B.A. (2)	Plate for WS-310 (1)	Shim for WS-310 (2)
FL20	910308	918003	918004	912003	912004	913012	914081	915006	916185	917060		528-150	528-147
HD19	910308	918003	918004	912003	912004	913017	914040	915017	916029	917060	900245	528-150	528-144
HD20	910308	918003	918004	912003	912004	913017	914040	915017	916029	917060	900245	528-150	528-144
HD21	910308	918003	918004	912003	912004	913017	914040	915017	916029	917060	900245	528-150	528-144
HD21		918003	918004	912003	912004	913011	914040	915017	916030	917060		528-143	528-147
HD21B		918003	918004	912003	912004	913006	914039	915016	916031	917060		528-143	528-147
HD21B		918003	918004	912003	912004	913006	914020	915018	916020	917060	900206	528-143	528-147
HD19		918003	918004	912003	912004	913059	914077	915217	916048				
HD20		918003	918004	912003	912004	913059	914077	915217	916048				
HD21P		918003	918004	912003	912004	913059	914077	915217	916048				
HD19	910308	918003	918004	912003	912004	913006	914021	915017	916048	917060	900206	528-150	528-144
HD20	910308	918003	918004	912003	912004	913006	914021	915017	916048	917060	900206	528-150	528-144
HD21P	910308	918003	918004	912003	912004	913006	914021	915017	916048	917060	900206	528-150	528-144
HD21		918003	918004	912003	912004	913006	914020	915017	916049	917060	900206	528-143	528-147
HD21P		918003	918004	912003	912004	913006	914020	915017	916049	917060	900206	528-143	528-147
HD21C	910308	918003	918004	912003	912004	913011	914019	915016	916020	917060	900206	528-143	528-144
FD30	910308	918003	918004	912003	912004	913011	914019	915016	916020	917060	900206	528-143	528-144

WTC Machinery Corporation
91 Series Track Tooling Chart

Make	Model	Comments	Type	Pin Dia.	Pin Length	Bushing Dia.	Bushing Length	Pitch	Jaw Type	Jaw	Side Plates (2)	
FIAT	FD30		SALT	2.036	11.65	3.194	8.03	9.035	8-HOLE	910016	910108	910208
FIAT	HD41		SEALED	2.373	12.95	3.876	9.12	11.25	8-HOLE	800004		
FIAT	FD31		SEALED	2.373	12.95	3.876	9.12	11.25	8-HOLE	800004		
FIAT	HD31		UNSEALED	2.375	12.95	3.88	9.946	11.25	8-HOLE	800004		
FIAT	HD41		UNSEALED	2.375	12.95	3.88	9.946	11.25	8-HOLE	800004		
FIAT	FD40		UNSEALED	2.375	12.95	3.88	9.946	11.25	8-HOLE	800004		
FIAT	FD31		UNSEALED	2.375	12.95	3.88	9.946	11.25	8-HOLE	800004		
FIAT	HD41B		UNSEALED	2.623	14	3.998	9.927	11.28	8-HOLE	800004		
FIAT	HD50		UNSEALED	2.623	14	3.998	9.927	11.28	8-HOLE	800004		
FIAT	HD41B		SALT	2.622	14	4.112	9.354	11.28	8-HOLE	800004		
FIAT	HD50		SALT	2.622	14	4.112	9.354	11.28	8-HOLE	800004		
FIAT	HD31		SALT	2.373	12.95	3.876	9.35	11.281	8-HOLE	800004		
FIAT	HD41		SALT	2.373	12.95	3.876	9.35	11.281	8-HOLE	800004		
FIAT	FD40		SALT	2.373	12.95	3.876	9.35	11.281	8-HOLE	800004		
FIAT	FD31		SALT	2.373	12.95	3.876	9.35	11.281	8-HOLE	800004		
FIAT	H3			1.253	5.84	1.75	3.603	6	ADJ	800005		
FIAT	HD3			1.253	5.84	1.75	3.603	6	ADJ	800005		

WTC Machinery Corporation
91 Series Track Tooling Chart

Model	Shims(4) Unless Specified	RH Tool Bar	LH Tool Bar	Tool Holder ADJ (2)	Tool Holder Stat (2)	Pin Dissy (2)	Bushing Dissy (2)	Pin Assembly (2)	Bushing Assembly (2)	Shim Group	M.B.A. (2)	Plate for WS-310 (1)	Shim for WS-310 (2)
FD30	910308(8)	918003	918004	912003	912004	913006	914019	915105	916159	917060		528-143	528-144
HD41		918003	918004	912003	912004	913007	914038	915029	916032	917060		528-143	528-146
FD31		918003	918004	912003	912004	913007	914038	915029	916032	917060		528-143	528-146
HD31		918003	918004	912003	912004	913021	914092	915073	916050	917060	900276	528-143	528-145
HD41		918003	918004	912003	912004	913021	914092	915073	916050	917060	900276	528-143	528-145
FD40		918003	918004	912003	912004	913021	914092	915073	916050	917060	900276	528-143	528-145
FD31		918003	918004	912003	912004	913021	914092	915073	916050	917060	900276	528-143	528-145
HD41B		918003	918004	912003	912004	913039	914047	915033	916051	917060	900269	528-143	
HD50		918003	918004	912003	912004	913039	914047	915033	916051	917060	900269	528-143	
HD41B		918003	918004	912003	912004	913073	914110	915218	916269				
HD50		918003	918004	912003	912004	913073	914110	915218	916269				
HD31		918003	918004	912003	912004	913021	914111	915094	916133	917060		528-143	528-145
HD41		918003	918004	912003	912004	913021	914111	915094	916133				
FD40		918003	918004	912003	912004	913021	914111	915094	916133				
FD31		918003	918004	912003	912004	913021	914111	915094	916133				
H3		918001	918002	912005	912006	913074	914143	915219	916021				
HD3		918001	918002	912005	912006	913074	914143	915219	916021				

WTC Machinery Corporation
91 Series Track Tooling Chart

Make	Model	Comments	Type	Pin Dia.	Pin Length	Bushing Dia.	Bushing Length	Pitch	Jaw Type	Jaw	Side Plates (2)
FIAT	H4			1.253	5.84	1.75	3.603	6	ADJ	800005	
FIAT	HD4			1.253	5.84	1.75	3.603	6	ADJ	800005	
FIAT	HD14			1.875	9.67	2.75	7.28	7.85	ADJ	800001	
FIAT	HD10			1.753	8.37	2.5	5.853	7.85	ADJ	800001	
FIAT	HD5			1.753	8.37	2.5	5.853	7.85	ADJ	800001	
FIAT	HD50			1.753	8.37	2.5	5.853	7.85	ADJ	800001	
FIAT	HD21	S/N 14942 & DN	UNSEALED	1.878	11.66	3.04	8.584	9.008	8-HOLE	910016	
FIAT	31		SALT	2.374	12.953	3.876	9.748	11.281	8-HOLE	800004	
FIAT	FD40		SALT	2.374	12.953	3.876	9.748	11.281	8-HOLE	800004	
FIAT	FD40B		SALT	2.374	12.953	3.876	9.748	11.281	8-HOLE	800004	
FIAT	FP120	S/N 41-3000	SALT	2.374	12.953	3.876	9.748	11.281	8-HOLE	800004	
FIAT	31		DRY	2.374	12.953	3.876	10.195	11.281	8-HOLE	800004	
FIAT	FD40		DRY	2.374	12.953	3.876	10.195	11.281	8-HOLE	800004	
FIAT	FD40B		DRY	2.374	12.953	3.876	10.195	11.281	8-HOLE	800004	
FIAT	FP120	S/N 41-3000	DRY	2.374	12.953	3.876	10.195	11.281	8-HOLE	800004	
FIAT	41B		SALT	2.622	14	4.122	9.354	11.281	8-HOLE	800004	
FIAT	FD50		SALT	2.622	14	4.122	9.354	11.281	8-HOLE	800004	

WTC Machinery Corporation
91 Series Track Tooling Chart

Model	Shims(4) Unless Specified	RH Tool Bar	LH Tool Bar	Tool Holder ADJ (2)	Tool Holder Stat (2)	Pin Dissy (2)	Bushing Dissy (2)	Pin Assembly (2)	Bushing Assembly (2)	Shim Group	M.B.A. (2)	Plate for WS-310 (1)	Shim for WS-310 (2)
H4		918001	918002	912005	912006	913074	914143	915219	916021				
HD4		918001	918002	912005	912006	913074	914143	915219	916021				
HD14		918003	918004	912003	912004	913005	914022	915020	916045				
HD10		918001	918002	912001	912002	913075	914044	915220	916270				
HD5		918001	918002	912001	912002	913075	914044	915220	916270				
HD50		918001	918002	912001	912002	913075	914044	915220	916270				
HD21		918003	918004	912003	912004	913011	914010	915221	916049				
31		918003	918004	912003	912004	913011	914010	915221	916049				
FD40		918003	918004	912003	912004	913011	914010	915221	916049				
FD40B		918003	918004	912003	912004	913011	914010	915221	916049				
FP120		918003	918004	912003	912004	913011	914010	915221	916049				
31		918003	918004	912003	912004	913076	914038	915142	916271				
FD40		918003	918004	912003	912004	913076	914038	915142	916271				
FD40B		918003	918004	912003	912004	913076	914038	915142	916271				
FP120		918003	918004	912003	912004	913076	914038	915142	916271				
41B		918003	918004	912003	912004	913073	914125	915218	916269				
FD50		918003	918004	912003	912004	913073	914125	915218	916269				

WTC Machinery Corporation
91 Series Track Tooling Chart

Make	Model	Comments	Type	Pin Dia.	Pin Length	Bushing Dia.	Bushing Length	Pitch	Jaw Type	Jaw	Side Plates (2)	
FIAT	41B		DRY	2.622	14	4.122	10.197	11.281	8-HOLE	800004		
FIAT	FD50		DRY	2.622	14	4.122	10.197	11.281	8-HOLE	800004		
HITACHI	EX90		UNSEALED	1.315	7.283	1.991	4.921	6.736	ADJ	800005		
HITACHI	EX100		UNSEALED	1.315	7.283	1.991	4.921	6.736	ADJ	800005		
HITACHI	EX120		UNSEALED	1.315	7.283	1.991	4.921	6.736	ADJ	800005		
HITACHI	EX150		SEALED	1.378	7.598	2.116	4.819	6.75	ADJ	800001	910104	910204
HITACHI	EX200		SEALED	1.442	8.346	2.303	5.728	7.484	ADJ	800001	910103	910203
HITACHI	UH083		SALT	1.44	8.11	2.313	5.7	6.909	ADJ	800001		
HITACHI	EX220		SEALED	1.496	8.346	2.329	5.728	7.48	ADJ	800001		
HITACHI	EX300		SEALED	1.75	9.65	2.624	6.24	8	8-HOLE	910025	910114	910214
HITACHI	ZX350		SEALED	1.75	9.65	2.624	6.24	8	8-HOLE	910025	910114	910214
HITACHI	EX400		SEALED	1.875	10	2.81	6.95	8.5	8-HOLE	910024	910108	910208
HITACHI	EX550		SEALED	1.909	11.57	3.031	7.57	9	8-HOLE	910016	910108	910208
HITACHI	EX700		SEALED	2.185	12.61	3.445	8.5	10.25	8-HOLE	910042	910120	910220
HITACHI	EX800		SEALED	2.185	12.61	3.445	8.5	10.25	8-HOLE	910042	910120	910220
HITACHI	EX1100		SEALED	2.29	12.578	3.54	8.74	10.25	8-HOLE	910042	910120	910220
HITACHI	EX1200-5		SEALED	2.29	12.578	3.54	8.74	10.25	8-HOLE	910042	910120	910220

WTC Machinery Corporation
91 Series Track Tooling Chart

Model	Shims(4) Unless Specified	RH Tool Bar	LH Tool Bar	Tool Holder ADJ (2)	Tool Holder Stat (2)	Pin Dissy (2)	Bushing Dissy (2)	Pin Assembly (2)	Bushing Assembly (2)	Shim Group	M.B.A. (2)	Plate for WS-310 (1)	Shim for WS-310 (2)
41B		918003	918004	912003	912004	913077	914110	915218	916272				
FD50		918003	918004	912003	912004	913077	914110	915218	916272				
EX90		918001	918002	912001	912002	913054	914064	915223	916068				
EX100		918001	918002	912001	912002	913054	914064	915223	916068				
EX120		918001	918002	912001	912002	913054	914064	915223	916068				
EX150		918001	918002	912005	912006	913019	914011	915002	916192	917059	9002012	528-142	528-144
EX200		918001	918002	912005	912006	913008	914029	915134	916094	917059	9002007	528-142	
UH083		918001	918002	912005	912006	913019	914032	915042	916145	917059	900248	528-142	
EX220		918001	918002	912001	912002	913028	914042	915042	916194	917059		528-142	
EX300		918003	918004	912003	912004	913026	914012	915121	916169	91060		528-150	528-144
ZX350		918003	918004	912003	912004	913026	914012	915121	916169	91060		528-150	528-144
EX400	910308	918003	918004	912003	912004	913005	914013	915012	916013	917060	900227	528-143	528-147
EX550		918003	918004	912003	912004	913022	914107	915087	916124	917060	900289	528-143	528-146
EX700		918003	918004	912003	912004	913046	914109	915125	916126	917060	900290	528-142	528-144
EX800		918003	918004	912003	912004	913046	914109	915125	916126	917060	900290	528-142	528-144
EX1100		918003	918004	912003	912004	913025	914109	915171	916234	917060		528-150	528-146
EX1200-5		918003	918004	912003	912004	913025	914109	915171	916234	917060		528-150	528-146

WTC Machinery Corporation
91 Series Track Tooling Chart

Make	Model	Comments	Type	Pin Dia.	Pin Length	Bushing Dia.	Bushing Length	Pitch	Jaw Type	Jaw	Side Plates (2)	
HITACHI	EX1800		SEALED	2.756	14.45	4.567	9.61	12.5	8-HOLE	910005		
HITACHI	UH801		SALT	2.756	14.37	4.252	9.73	12.5	8-HOLE	910005		
CASE	350B		SEALED	0.994	5.219	1.5	3.359	5.875	ADJ	800005		
CASE	310G		FLUSH	0.993	5.22	1.5	3.18	5.875	ADJ	800005		
CASE	350		FLUSH	0.993	5.22	1.5	3.18	5.875	ADJ	800005		
CASE	400		FLUSH	0.993	5.22	1.5	3.18	5.875	ADJ	800005		
CASE	420		FLUSH	0.993	5.22	1.5	3.18	5.875	ADJ	800005		
CASE	500		FLUSH	0.993	5.22	1.5	3.18	5.875	ADJ	800005		
CASE	560		FLUSH	0.993	5.22	1.5	3.18	5.875	ADJ	800005		
CASE	450			1.0625	5.375	1.625	3.326	5.875	ADJ	800005		
CASE	600			1.0625	5.375	1.625	3.326	5.875	ADJ	800005		
CASE	450		FLUSH	1.187	5.38	1.75	3.15	5.75	ADJ	800005		
CASE	450A	S/N 3030801 & UP	SEALED	1.25	6.54	1.875	4.31	6	ADJ	800005	910104	910204
CASE	450B		SEALED	1.25	6.54	1.875	4.31	6	ADJ	800005	910104	910204
CASE	450C		SALT	1.129	6.46	1.85	4.09	6	ADJ	800005	910104	910204
CASE	455C		SALT	1.129	6.46	1.85	4.09	6	ADJ	800005	910104	910204
CASE	450C		SEALED	1.129	6.457	1.85	4.598	5.998	ADJ	800005	910104	910204

WTC Machinery Corporation
91 Series Track Tooling Chart

Model	Shims(4) Unless Specified	RH Tool Bar	LH Tool Bar	Tool Holder ADJ (2)	Tool Holder Stat (2)	Pin Dissy (2)	Bushing Dissy (2)	Pin Assembly (2)	Bushing Assembly (2)	Shim Group	M.B.A. (2)	Plate for WS-310 (1)	Shim for WS-310 (2)
EX1800		918003	918004	918006	981006	913050	914110	915107	916183	917060			
UH801		918006	918006	918006	918006	913048	914110	915090	916129	617060			528-144
350B		918001	918002	912005	912006	913075	914144	915224	916273				
310G		918001	918002	912005	912006	913042	914090	915068	916100	917059		528-142	528-148
350		918001	918002	912005	912006	913042	914090	915068	916100	917059		528-142	528-148
400		918001	918002	912005	912006	913042	914090	915068	916100				
420		918001	918002	912005	912006	913042	914090	915068	916100				
500		918001	918002	912005	912006	913042	914090	915068	916100				
560		918001	918002	912005	912006	913042	914090	915068	916100				
450		918001	918002	912005	912006	913079	914144	915225	916274				
600		918001	918002	912005	912006	913079	914144	915225	916274				
450		918001	918002	912005	912006	913030	914086	915066	916098	917059		528-142	528-144
450A		918001	918002	912005	912006	913031	914088	915069	916088	917059	900150	528-142	
450B		918001	918002	912005	912006	913031	914088	915069	916088	917059	900150	528-142	
450C		918001	918002	912005	912006	913031	914066	915046	916034	917059		528-142	
455C		918001	918002	912005	912006	913031	914066	915046	916034	917059		528-142	
450C		918001	918002	912005	912006	913030	914066	915066	916198	917059	9002018	528-142	

WTC Machinery Corporation
91 Series Track Tooling Chart

Make	Model	Comments	Type	Pin Dia.	Pin Length	Bushing Dia.	Bushing Length	Pitch	Jaw Type	Jaw	Side Plates (2)	
CASE	550	JAK0013968 & DN	SEALED	1.129	6.457	1.85	4.598	5.998	ADJ	800005		
CASE	750		RECESSED	1.375	6.94	1.995	4.64	6.25	ADJ	800005	910104	910204
CASE	1000	HD	RECESSED	1.375	6.94	1.995	4.64	6.25	ADJ	800005	910104	910204
CASE	1150		RECESSED	1.375	6.94	1.995	4.64	6.25	ADJ	800005	910104	910204
CASE	700	S/N 7070351 & DN	RECESSED	1.248	6.5	1.871	4.64	6.25	ADJ	800005		
CASE	800		RECESSED	1.248	6.5	1.871	4.64	6.25	ADJ	800005	910104	910204
CASE	1000		RECESSED	1.248	6.5	1.871	4.64	6.25	ADJ	800005	910104	910204
CASE	850		SEALED	1.375	6.94	2	4.7	6.25	ADJ	800005	910104	910204
CASE	850B		SEALED	1.375	6.94	2	4.7	6.25	ADJ	800005	910104	910204
CASE	1000		SEALED	1.375	6.94	2	4.7	6.25	ADJ	800005	910104	910204
CASE	1150		SEALED	1.375	6.94	2	4.7	6.25	ADJ	800005	910104	910204
CASE	850D		SALT	1.318	7.22	2.119	4.22	6.25	ADJ	800005	910104	910204
CASE	855D		SALT	1.318	7.22	2.119	4.22	6.25	ADJ	800005	910104	910204
CASE	850D		SEALED	1.375	6.94	1.995	4.64	6.25	ADJ	800005	910104	910204
CASE	855D		SEALED	1.375	6.94	1.995	4.64	6.25	ADJ	800005	910104	910204
CASE	1150		SEALED	1.375	6.94	1.995	4.64	6.25	ADJ	800005		
CASE	550G	w/ Floating Bushing	SEALED	1.129	6.575	1.996	4.795	6.29	ADJ	800005*	910128	910228

WTC Machinery Corporation
91 Series Track Tooling Chart

Model	Shims(4) Unless Specified	RH Tool Bar	LH Tool Bar	Tool Holder ADJ (2)	Tool Holder Stat (2)	Pin Dissy (2)	Bushing Dissy (2)	Pin Assembly (2)	Bushing Assembly (2)	Shim Group	M.B.A. (2)	Plate for WS-310 (1)	Shim for WS-310 (2)
550		918001	918002	912005	912006	913030	914066	915066	916198				
750		918001	918002	912005	912006	913027	914059	915069	916092	917059		528-150	528-146
1000		918001	918002	912005	912006	913027	914059	915069	916092	917059		528-150	528-146
1150		918001	918002	912005	912006	913027	914059	915069	916092	917059		528-150	528-146
700		918001	918002	912005	912006	913027	914089	915056	916093				
800		918001	918002	912005	912006	913027	914089	915056	916093	917059	900220	528-142	
1000		918001	918002	912005	912006	913027	914089	915056	916093	917059	900220	528-142	
850		918001	918002	912005	912006	913031	914043	915009	916090	917059	900261	528-150	528-146
850B		918001	918002	912005	912006	913031	914043	915009	916090	917059	900261	528-150	528-146
1000		918001	918002	912005	912006	913031	914043	915009	916090	917059	900261	528-150	528-146
1150		918001	918002	912005	912006	913031	914043	915009	916090	917059	900261	528-150	528-146
850D	910304	918001	918002	912005	912006	913020	914030	915011	916164	917059		528-150	528-144
855D	910304	918001	918002	912005	912006	913020	914030	915011	916164	917059		528-150	528-144
850D		918001	918002	912005	912006	913053	914030	915011	916187	917059	9002008	528-150	528-146
855D		918001	918002	912005	912006	913053	914030	915011	916187	917059	9002008	528-150	528-146
1150		918001	918002	912005	912006	913053	914030	915011	916187				
550G	910328	918001	918002	912005	912006	913004	914122	915144	916017	917059	9002009	528-142	

WTC Machinery Corporation
91 Series Track Tooling Chart

Make	Model	Comments	Type	Pin Dia.	Pin Length	Bushing Dia.	Bushing Length	Pitch	Jaw Type	Jaw	Side Plates (2)	
CASE	550		SEALED	1.129	6.575	1.996	4.8	6.29	ADJ	800005	910104	910204
CASE	550E		SEALED	1.129	6.575	1.996	4.8	6.29	ADJ	800005	910104	910204
CASE	550		SALT	1.129	6.575	1.996	4.295	6.29	ADJ	800005	910104	910204
CASE	550E		SALT	1.129	6.575	1.996	4.295	6.29	ADJ	800005	910104	910204
CASE	1150B		SEALED	1.5	8.1	2.185	5.7	6.678	ADJ	800005	910104	910204
CASE	1150D	7310051 & PRIOR	SALT	1.44	8.11	2.314	5.07	6.678	ADJ	800005		
CASE	1155D	7311001 & PRIOR	SALT	1.44	8.11	2.314	5.07	6.678	ADJ	800005		
CASE	1150E		SALT	1.44	8.11	2.314	5.07	6.678	ADJ	800005	910104	910204
CASE	1155E		SALT	1.44	8.11	2.314	5.07	6.678	ADJ	800005	910104	910204
CASE	1150D	7310051 & PRIOR	SEALED	1.44	8.11	2.314	5.563	6.678	ADJ	800005	910104	910204
CASE	1155D	7311001 & PRIOR	SEALED	1.44	8.11	2.314	5.563	6.678	ADJ	800005	910104	910204
CASE	1150E		SEALED	1.44	8.11	2.314	5.563	6.678	ADJ	800005		
CASE	1155E		SEALED	1.44	8.11	2.314	5.563	6.678	ADJ	800005		
CASE	650		SEALED	1.318	7.224	2.119	4.862	6.734	ADJ	800005	910104	910204
CASE	850D		SEALED	1.318	7.224	2.119	4.862	6.734	ADJ	800005	910104	910204
CASE	850E	AFTER 4-1-89	SEALED	1.318	7.224	2.119	4.862	6.734	ADJ	800005	910104	910204
CASE	855D	AFTER 4-1-89	SEALED	1.318	7.224	2.119	4.862	6.734	ADJ	800005	910104	910204

WTC Machinery Corporation
91 Series Track Tooling Chart

Model	Shims(4) Unless Specified	RH Tool Bar	LH Tool Bar	Tool Holder ADJ (2)	Tool Holder Stat (2)	Pin Dissy (2)	Bushing Dissy (2)	Pin Assembly (2)	Bushing Assembly (2)	Shim Group	M.B.A. (2)	Plate for WS-310 (1)	Shim for WS-310 (2)
550		918001	918002	912005	912006	913004	914122	915144	916017	917059	9002009	528-142	
550E		918001	918002	912005	912006	913004	914122	915144	916017	917059	9002009	528-142	
550		918001	918002	912005	912006	913004	914123	915144	916199	917059	9002010	528-142	
550E		918001	918002	912005	912006	913004	914123	915144	916199	917059	9002010	528-142	
1150B	910304(8)	918001	918002	912005	912006	913019	914058	915067	916097	917059	900212	528-150	
1150D		918001	918002	912005	912006	913033	914061	915052	916074				
1155D		918001	918002	912005	912006	913033	914061	915052	916074				
1150E	910304(12)	918001	918002	912005	912006	913033	914061	915052	916074	917059		528-143	528-147
1155E	910304(12)	918001	918002	912005	912006	913033	914061	915052	916074	917059		528-143	528-147
1150D	910304(12)	918001	918002	912005	912006	913033	914042	915052	916199	917059	9002019	528-150	528-144
1155D	910304(12)	918001	918002	912005	912006	913033	914042	915052	916199	917059	9002019	528-150	528-144
1150E		918001	918002	912005	912006	913033	914042	915052	916199				
1155E		918001	918002	912005	912006	913033	914042	915052	916199				
650	910304	918001	918002	912005	912006	913053	914030	915011	916187	917059	9002020	528-150	528-146
850D	910304	918001	918002	912005	912006	913053	914030	915011	916187	917059	9002020	528-150	528-146
850E	910304	918001	918002	912005	912006	913053	914030	915011	916187	917059	9002020	528-150	528-146
855D	910304	918001	918002	912005	912006	913053	914030	915011	916187	917059	9002020	528-150	528-146

WTC Machinery Corporation
91 Series Track Tooling Chart

Make	Model	Comments	Type	Pin Dia.	Pin Length	Bushing Dia.	Bushing Length	Pitch	Jaw Type	Jaw	Side Plates (2)	
CASE	850G		SEALED	1.318	7.224	2.119	4.862	6.734	ADJ	800005	910104	910204
CASE	850H		SEALED	1.318	7.224	2.119	4.862	6.734	ADJ	800005	910104	910204
CASE	850K		SEALED	1.318	7.224	2.119	4.862	6.734	ADJ	800005	910104	910204
CASE	650		SALT	1.318	7.224	2.119	4.312	6.735	ADJ	800005	910104	910204
CASE	850D		SALT	1.318	7.224	2.119	4.312	6.735	ADJ	800005	910104	910204
CASE	850E	AFTER 4-1-89	SALT	1.318	7.224	2.119	4.312	6.735	ADJ	800005	910104	910204
CASE	855D	AFTER 4-1-89	SALT	1.318	7.224	2.119	4.312	6.735	ADJ	800005	910104	910204
CASE	850G		SALT	1.318	7.224	2.119	4.312	6.735	ADJ	800005	910104	910204
CASE	850H		SALT	1.318	7.224	2.119	4.312	6.735	ADJ	800005	910104	910204
CASE	850K		SALT	1.318	7.224	2.119	4.312	6.735	ADJ	800005	910104	910204
CASE	1450		SEALED	1.752	9.075	2.62	6.205	8.02	8-HOLE	910025	910114	910214
CASE	1450B		SEALED	1.752	9.075	2.62	6.205	8.02	8-HOLE	910025	910114	910214
CASE	1455B		SEALED	1.752	9.075	2.62	6.205	8.02	8-HOLE	910025	910114	910214
CASE	1450B	S/N 8383001 & UP	SEALED	1.753	9.06	2.62	6.2	8.02	8-HOLE	910025		
CASE	1455B	S/N 8480001 & UP	SEALED	1.753	9.06	2.62	6.2	8.02	8-HOLE	910025		
CASE	1550		SEALED	1.753	9.06	2.62	6.2	8.02	8-HOLE	910025		
CASE	1450B		SALT	1.753	9.06	2.62	5.64	8.02	8-HOLE	910025	910114	910214

WTC Machinery Corporation
91 Series Track Tooling Chart

Model	Shims(4) Unless Specified	RH Tool Bar	LH Tool Bar	Tool Holder ADJ (2)	Tool Holder Stat (2)	Pin Dissy (2)	Bushing Dissy (2)	Pin Assembly (2)	Bushing Assembly (2)	Shim Group	M.B.A. (2)	Plate for WS-310 (1)	Shim for WS-310 (2)
850G	910304	918001	918002	912005	912006	913053	914030	915011	916187	917059	9002020	528-150	528-146
850H	910304	918001	918002	912005	912006	913053	914030	915011	916187	917059	9002020	528-150	528-146
850K	910304	918001	918002	912005	912006	913053	914030	915011	916187	917059	9002020	528-150	528-146
650	910304	918001	918002	912005	912006	913020	914030	915158	916239	917059	9002020	528-150	528-146
850D	910304	918001	918002	912005	912006	913020	914030	915158	916239	917059	9002020	528-150	528-146
850E	910304	918001	918002	912005	912006	913020	914030	915158	916239	917059	9002020	528-150	528-146
855D	910304	918001	918002	912005	912006	913020	914030	915158	916239	917059	9002020	528-150	528-146
850G	910304	918001	918002	912005	912006	913020	914030	915158	916239	917059	9002020	528-150	528-146
850H	910304	918001	918002	912005	912006	913020	914030	915158	916239	917059	9002020	528-150	528-146
850K	910304	918001	918002	912005	912006	913020	914030	915158	916239	917059	9002020	528-150	528-146
1450		918003	918004	912003	912004	913038	914003	915070	916095	917060	900274	528-150	528-144
1450B		918003	918004	912003	912004	913038	914003	915070	916095	917060	900274	528-150	528-144
1455B		918003	918004	912003	912004	913038	914003	915070	916095	917060	900274	528-150	528-144
1450B		918003	918004	912003	912004	913038	914003	915226	916197				
1455B		918003	918004	912003	912004	913038	914003	915226	916197				
1550		918003	918004	912003	912004	913038	914003	915226	916197				
1450B	910314	918003	918004	912003	912004	913026	914012	915006	916132	917060		528-150	

WTC Machinery Corporation
91 Series Track Tooling Chart

Make	Model	Comments	Type	Pin Dia.	Pin Length	Bushing Dia.	Bushing Length	Pitch	Jaw Type	Jaw	Side Plates (2)	
CASE	1455B		SALT	1.753	9.06	2.62	5.64	8.02	8-HOLE	910025	910114	910214
CASE	1550		SALT	1.753	9.06	2.62	5.64	8.02	8-HOLE	910025	910114	910214
J.D.	50		SEALED	0.867	4.84	1.379	2.48	5.315	ADJ	910013		
J.D.	350		FLUSH	1.192	5.47	1.752	3.225	5.7485	ADJ	800005		
J.D.	350B		FLUSH	1.192	5.47	1.752	3.225	5.7485	ADJ	800005		
J.D.	350C		FLUSH	1.192	5.47	1.752	3.225	5.7485	ADJ	800005		
J.D.	2010	S/N 42001 & UP	FLUSH	1.192	5.47	1.752	3.225	5.7485	ADJ	800005		
J.D.	420C		FLUSH	1.004	5.46875	1.5615	3.225	5.7485	ADJ	800005		
J.D.	440		FLUSH	1.004	5.46875	1.5615	3.225	5.7485	ADJ	800005		
J.D.	2010	S/N 42000 & DN	FLUSH	1.004	5.46875	1.5615	3.225	5.7485	ADJ	800005		
J.D.	350D		SEALED	1.192	5.38	1.752	3.225	5.749	ADJ	800005		
J.D.	400G		SEALED	1.192	5.38	1.752	3.225	5.749	ADJ	800005		
J.D.	70		SEALED	1.19	6.102	1.82	4.071	6.063	ADJ	800005		
J.D.	70D		SEALED	1.19	6.102	1.82	4.071	6.063	ADJ	800005		
J.D.	190E		SEALED	1.19	6.102	1.82	4.071	6.063	ADJ	800005		
J.D.	290D		SEALED	1.181	6.456	1.85	4	6.125	ADJ	800005		
J.D.	291		SEALED	1.181	6.456	1.85	4	6.125	ADJ	800005		

WTC Machinery Corporation
91 Series Track Tooling Chart

Model	Shims(4) Unless Specified	RH Tool Bar	LH Tool Bar	Tool Holder ADJ (2)	Tool Holder Stat (2)	Pin Dissy (2)	Bushing Dissy (2)	Pin Assembly (2)	Bushing Assembly (2)	Shim Group	M.B.A. (2)	Plate for WS-310 (1)	Shim for WS-310 (2)
1455B	910314	918003	918004	912003	912004	913026	914012	915006	916132	917060		528-150	
1550	910314	918003	918004	912003	912004	913026	914012	915006	916132	917060		528-150	
50		918001	918002	912005	912006	913037	914116	915027	916058	917059		528-142	528-148
350		918001	918002	912005	912006	913030	914086	915065	916057	917059		528-142	
350B		918001	918002	912005	912006	913030	914086	915065	916057	917059		528-142	
350C		918001	918002	912005	912006	913030	914086	915065	916057	917059		528-142	
2010		918001	918002	912005	912006	913030	914086	915065	916057	917059		528-142	
420C		918001	918002	912005	912006	913037	914087	915064	916100	917059		528-142	
440		918001	918002	912005	912006	913037	914087	915064	916100	917059		528-142	
2010		918001	918002	912005	912006	913037	914087	915064	916100	917059		528-142	
350D		918001	918002	912005	912006	913002	914066	915027	916176	917059		528-142	
400G		918001	918002	912005	912006	913002	914066	915027	916176	917059		528-142	
70		918001	918002	912005	912006	913031	914035	915025	916175	917059		528-142	
70D		918001	918002	912005	912006	913031	914035	915025	916175	917059		528-142	
190E		918001	918002	912005	912006	913031	914035	915025	916175	917059		528-142	
290D		918001	918002	912005	912006	913002	914083	915136	916189	917059		528-142	
291		918001	918002	912005	912006	913002	914083	915136	916189	917059		528-142	

WTC Machinery Corporation
91 Series Track Tooling Chart

Make	Model	Comments	Type	Pin Dia.	Pin Length	Bushing Dia.	Bushing Length	Pitch	Jaw Type	Jaw	Side Plates (2)	
J.D.	450		FLUSH	1.3765	6.08	2.008	3.88	6.29	ADJ	800005	910104	910204
J.D.	450		RECESSED	1.376	6.08	2.008	4.38	6.29	ADJ	800005	910104	910204
J.D.	450B		RECESSED	1.376	6.08	2.008	4.38	6.29	ADJ	800005	910104	910204
J.D.	450C	S/N 216337 & DN	RECESSED	1.376	6.08	2.008	4.38	6.29	ADJ	800005	910104	910204
J.D.	450C	S/N 216338 & UP	SEALED	1.376	6.2	2.128	4.24	6.29	ADJ	800005		
J.D.	550		SEALED	1.376	6.2	2.128	4.24	6.29	ADJ	800005		
J.D.	555		SEALED	1.376	6.2	2.128	4.24	6.29	ADJ	800005		
J.D.	450D		SEALED	1.259	6.358	2.008	4.39	6.29	ADJ	800005		
J.D.	450E		SEALED	1.259	6.358	2.008	4.39	6.29	ADJ	800005		
J.D.	450G		SEALED	1.259	6.358	2.008	4.39	6.29	ADJ	800005		
J.D.	450H		SEALED	1.259	6.358	2.008	4.39	6.29	ADJ	800005		
J.D.	455D		SEALED	1.259	6.358	2.008	4.39	6.29	ADJ	800005		
J.D.	455G		SEALED	1.259	6.358	2.008	4.39	6.29	ADJ	800005		
J.D.	550A		SEALED	1.259	6.358	2.008	4.39	6.29	ADJ	800005		
J.D.	550B		SEALED	1.259	6.358	2.008	4.39	6.29	ADJ	800005		
J.D.	550G		SEALED	1.259	6.358	2.008	4.39	6.29	ADJ	800005		
J.D.	550H		SEALED	1.259	6.358	2.008	4.39	6.29	ADJ	800005		

WTC Machinery Corporation
91 Series Track Tooling Chart

Model	Shims(4) Unless Specified	RH Tool Bar	LH Tool Bar	Tool Holder ADJ (2)	Tool Holder Stat (2)	Pin Dissy (2)	Bushing Dissy (2)	Pin Assembly (2)	Bushing Assembly (2)	Shim Group	M.B.A. (2)	Plate for WS-310 (1)	Shim for WS-310 (2)
450		918001	918002	912005	912006	913031	914091	915056	916099	917059		528-150	528-146
450		918001	918002	912005	912006	913031	914033	915056	916091	917059	900223	528-150	528-146
450B		918001	918002	912005	912006	913031	914033	915056	916091	917059	900223	528-150	528-146
450C		918001	918002	912005	912006	913031	914033	915056	916091	917059	900223	528-150	528-146
450C		918001	918002	912005	912006	913030	914031	915074	916089	917059	900270	528-150	528-144
550		918001	918002	912005	912006	913030	914031	915074	916089	917059	900270	528-150	528-144
555		918001	918002	912005	912006	913030	914031	915074	916089	917059	900270	528-150	528-144
450D		918001	918002	912005	912006	913027	914016	915046	916144	917059	900254	528-150	528-146
450E		918001	918002	912005	912006	913027	914016	915046	916144	917059	900254	528-150	528-146
450G		918001	918002	912005	912006	913027	914016	915046	916144	917059	900254	528-150	528-146
450H		918001	918002	912005	912006	913027	914016	915046	916144	917059	900254	528-150	528-146
455D		918001	918002	912005	912006	913027	914016	915046	916144	917059	900254	528-150	528-146
455G		918001	918002	912005	912006	913027	914016	915046	916144	917059	900254	528-150	528-146
550A		918001	918002	912005	912006	913027	914016	915046	916144	917059	900254	528-150	528-146
550B		918001	918002	912005	912006	913027	914016	915046	916144	917059	900254	528-150	528-146
550G		918001	918002	912005	912006	913027	914016	915046	916144	917059	900254	528-150	528-146
550H		918001	918002	912005	912006	913027	914016	915046	916144	917059	900254	528-150	528-146

WTC Machinery Corporation
91 Series Track Tooling Chart

Make	Model	Comments	Type	Pin Dia.	Pin Length	Bushing Dia.	Bushing Length	Pitch	Jaw Type	Jaw	Side Plates (2)	
J.D.	450J		SEALED	1.259	6.358	2.008	4.39	6.29	ADJ	800005		
J.D.	450C		SALT	1.256	6.378	2.008	3.952	6.29	ADJ	800005		
J.D.	450D		SALT	1.256	6.378	2.008	3.952	6.29	ADJ	800005		
J.D.	450G		SALT	1.256	6.378	2.008	3.952	6.29	ADJ	800005		
J.D.	450H		SALT	1.256	6.378	2.008	3.952	6.29	ADJ	800005		
J.D.	455G		SALT	1.256	6.378	2.008	3.952	6.29	ADJ	800005		
J.D.	550A		SALT	1.256	6.378	2.008	3.952	6.29	ADJ	800005		
J.D.	550B		SALT	1.256	6.378	2.008	3.952	6.29	ADJ	800005		
J.D.	550G		SALT	1.256	6.378	2.008	3.952	6.29	ADJ	800005		
J.D.	550H		SALT	1.256	6.378	2.008	3.952	6.29	ADJ	800005		
J.D.	450J		SALT	1.256	6.378	2.008	3.952	6.29	ADJ	800005		
J.D.	550J		SALT	1.256	6.378	2.008	3.952	6.29	ADJ	800005		
J.D.	490		RECESSED	1.32	6.97	1.99	5	6.75	ADJ	800001		
J.D.	690A		RECESSED	1.32	6.97	1.99	5	6.75	ADJ	800001		
J.D.	690B		RECESSED	1.32	6.97	1.99	5	6.75	ADJ	800001		
J.D.	690C		RECESSED	1.32	6.97	1.99	5	6.75	ADJ	800001		
J.D.	690D		RECESSED	1.32	6.97	1.99	5	6.75	ADJ	800001		

WTC Machinery Corporation
91 Series Track Tooling Chart

Model	Shims(4) Unless Specified	RH Tool Bar	LH Tool Bar	Tool Holder ADJ (2)	Tool Holder Stat (2)	Pin Dissy (2)	Bushing Dissy (2)	Pin Assembly (2)	Bushing Assembly (2)	Shim Group	M.B.A. (2)	Plate for WS-310 (1)	Shim for WS-310 (2)
450J		918001	918002	912005	912006	913027	914016	915046	916144	917059	900254	528-150	528-146
450C		918001	918002	912005	912006	913031	914064	915014	916173	917059		528-150	528-146
450D		918001	918002	912005	912006	913031	914064	915014	916173	917059		528-150	528-146
450G		918001	918002	912005	912006	913031	914064	915014	916173	917059		528-150	528-146
450H		918001	918002	912005	912006	913031	914064	915014	916173	917059		528-150	528-146
455G		918001	918002	912005	912006	913031	914064	915014	916173	917059		528-150	528-146
550A		918001	918002	912005	912006	913031	914064	915014	916173	917059		528-150	528-146
550B		918001	918002	912005	912006	913031	914064	915014	916173	917059		528-150	528-146
550G		918001	918002	912005	912006	913031	914064	915014	916173	917059		528-150	528-146
550H		918001	918002	912005	912006	913031	914064	915014	916173	917059		528-150	528-146
450J		918001	918002	912005	912006	913031	914064	915014	916173	917059		528-150	528-146
550J		918001	918002	912005	912006	913031	914064	915014	916173	917059		528-150	528-146
490		918001	918002	912005	912006	913027	914016	915074	916096	917059	900217	528-142	528-148
690A		918001	918002	912005	912006	913027	914016	915074	916096	917059	900217	528-142	528-148
690B		918001	918002	912005	912006	913027	914016	915074	916096	917059	900217	528-142	528-148
690C		918001	918002	912005	912006	913027	914016	915074	916096	917059	900217	528-142	528-148
690D		918001	918002	912005	912006	913027	914016	915074	916096	917059	900217	528-142	528-148

WTC Machinery Corporation
91 Series Track Tooling Chart

Make	Model	Comments	Type	Pin Dia.	Pin Length	Bushing Dia.	Bushing Length	Pitch	Jaw Type	Jaw	Side Plates (2)	
J.D.	693B		RECESSED	1.32	6.97	1.99	5	6.75	ADJ	800001		
J.D.	555G		SALT	1.31	7.24	2.12	4.43	6.734	ADJ	800001		
J.D.	650G		SALT	1.31	7.24	2.12	4.43	6.734	ADJ	800001		
J.D.	650H		SALT	1.31	7.24	2.12	4.43	6.734	ADJ	800001		
J.D.	650J		SALT	1.31	7.24	2.12	4.43	6.734	ADJ	800001		
J.D.	555G		SEALED	1.318	7.224	2.119	4.944	6.29	ADJ	800001		
J.D.	650G		SEALED	1.318	7.224	2.119	4.944	6.29	ADJ	800001		
J.D.	650H		SEALED	1.318	7.224	2.119	4.944	6.29	ADJ	800001		
J.D.	650J		SEALED	1.318	7.224	2.119	4.944	6.29	ADJ	800001		
J.D.	490E		SEALED	1.33	6.7	1.99	4.618	6.73	ADJ	800001		
J.D.	EX120-2		SEALED	1.33	6.7	1.99	4.618	6.73	ADJ	800001		
J.D.	490D		SEALED	1.319	7.008	1.984	4.54	6.75	ADJ	800001		
J.D.	EX120		SEALED	1.319	7.008	1.984	4.54	6.75	ADJ	800001		
J.D.	110		SEALED	1.319	7.008	1.984	4.54	6.75	ADJ	800001		
J.D.	120C		SEALED	1.319	7.008	1.984	4.54	6.75	ADJ	800001		
J.D.	120		SEALED	1.319	7.008	1.984	4.54	6.75	ADJ	800001		
J.D.	135		SEALED	1.319	7.008	1.984	4.54	6.75	ADJ	800001		

WTC Machinery Corporation
91 Series Track Tooling Chart

Model	Shims(4) Unless Specified	RH Tool Bar	LH Tool Bar	Tool Holder ADJ (2)	Tool Holder Stat (2)	Pin Dissy (2)	Bushing Dissy (2)	Pin Assembly (2)	Bushing Assembly (2)	Shim Group	M.B.A. (2)	Plate for WS-310 (1)	Shim for WS-310 (2)
693B		918001	918002	912005	912006	913027	914016	915074	916096	917059	900217	528-142	528-148
555G		918001	918002	912005	912006	913020	914091	915089	916168	917059		528-142	528-146
650G		918001	918002	912005	912006	913020	914091	915089	916168	917059		528-142	528-146
650H		918001	918002	912005	912006	913020	914091	915089	916168	917059		528-142	528-146
650J		918001	918002	912005	912006	913020	914091	915089	916168	917059		528-142	528-146
555G		918001	918002	912005	912006	913020	914011	915089	916061	917059	900279	528-142	528-146
650G		918001	918002	912005	912006	913020	914011	915089	916061	917059	900279	528-142	528-146
650H		918001	918002	912005	912006	913020	914011	915089	916061	917059	900279	528-142	528-146
650J		918001	918002	912005	912006	913020	914011	915089	916061	917059	900279	528-142	528-146
490E		918001	918002	912005	912006	913027	914016	915166	916226	917059		528-142	528-146
EX120-2		918001	918002	912005	912006	913027	914016	915166	916226	917059		528-142	528-146
490D		918001	918002	912005	912006	913027	914034	915002	916174	917059		528-142	528-148
EX120		918001	918002	912005	912006	913027	914034	915002	916174	917059		528-142	528-148
110		918001	918002	912005	912006	913027	914034	915002	916174	917059			
120C		918001	918002	912005	912006	913027	914034	915002	916174	917059			
120		918001	918002	912005	912006	913027	914034	915002	916174	917059			
135		918001	918002	912005	912006	913027	914034	915002	916174	917059			

WTC Machinery Corporation
91 Series Track Tooling Chart

Make	Model	Comments	Type	Pin Dia.	Pin Length	Bushing Dia.	Bushing Length	Pitch	Jaw Type	Jaw	Side Plates (2)	
J.D.	590D		SEALED	1.378	7.598	2.116	4.819	6.75	ADJ	800001	910104	910204
J.D.	EX150		SEALED	1.378	7.598	2.116	4.819	6.75	ADJ	800001	910104	910204
J.D.	655		SEALED	1.44	8.11	2.314	5.7	6.909	ADJ	800001		
J.D.	750		SEALED	1.44	8.11	2.314	5.7	6.909	ADJ	800001		
J.D.	750B		SEALED	1.44	8.11	2.314	5.7	6.909	ADJ	800001		
J.D.	755		SEALED	1.44	8.11	2.314	5.7	6.909	ADJ	800001		
J.D.	755B		SEALED	1.44	8.11	2.314	5.7	6.909	ADJ	800001		
J.D.	693D		SEALED	1.44	8.11	2.314	5.7	6.909	ADJ	800001		
J.D.	JD700HLGP		SEALED	1.44	8.11	2.44	5.7	6.909	ADJ	800001		
J.D.	JD700		SEALED	1.44	8.11	2.314	5.7	6.909	ADJ	800001		
J.D.	655		SALT	1.44	8.11	2.31	5.218	6.9909	ADJ	800001	910119	910219
J.D.	655B		SALT	1.44	8.11	2.31	5.218	6.9909	ADJ	800001	910119	910219
J.D.	750		SALT	1.44	8.11	2.31	5.218	6.9909	ADJ	800001	910119	910219
J.D.	750B		SALT	1.44	8.11	2.31	5.218	6.9909	ADJ	800001	910119	910219
J.D.	755		SALT	1.44	8.11	2.31	5.218	6.9909	ADJ	800001	910119	910219
J.D.	700		SALT	1.44	8.11	2.31	5.218	6.9909	ADJ	800001	910119	910219
J.D.	700J		SALT	1.44	8.11	2.31	5.218	6.9909	ADJ	800001	910119	910219

WTC Machinery Corporation
91 Series Track Tooling Chart

Model	Shims(4) Unless Specified	RH Tool Bar	LH Tool Bar	Tool Holder ADJ (2)	Tool Holder Stat (2)	Pin Dissy (2)	Bushing Dissy (2)	Pin Assembly (2)	Bushing Assembly (2)	Shim Group	M.B.A. (2)	Plate for WS-310 (1)	Shim for WS-310 (2)
590D		918001	918002	912005	912006	913019	914011	915002	916192	917059	9002012	528-142	528-144
EX150		918001	918002	912005	912006	913019	914011	915002	916192	917059	9002012	528-142	528-144
655		918001	918002	912005	912006	913019	914032	915042	916145	917059	900248	528-142	
750		918001	918002	912005	912006	913019	914032	915042	916145	917059	900248	528-142	
750B		918001	918002	912005	912006	913019	914032	915042	916145	917059	900248	528-142	
755		918001	918002	912005	912006	913019	914032	915042	916145	917059	900248	528-142	
755B		918001	918002	912005	912006	913019	914032	915042	916145	917059	900248	528-142	
693D		918001	918002	912005	912006	913019	914032	915042	916145	917059	900248	528-142	
JD700HLGP		918001	918002	912005	912006	913019	914032	915042	916145	917059	900248	528-142	
JD700		918001	918002	912005	912006	913019	914032	915042	916145	917059	900248	528-142	
655		918001	918002	912005	912006	913008	914032	915042	916162	917059		528-142	
655B		918001	918002	912005	912006	913008	914032	915042	916162	917059		528-142	
750		918001	918002	912005	912006	913008	914032	915042	916162	917059		528-142	
750B		918001	918002	912005	912006	913008	914032	915042	916162	917059		528-142	
755		918001	918002	912005	912006	913008	914032	915042	916162	917059		528-142	
700		918001	918002	912005	912006	913008	914032	915042	916162	917059		528-142	
700J		918001	918002	912005	912006	913008	914032	915042	916162	917059		528-142	

WTC Machinery Corporation
91 Series Track Tooling Chart

Make	Model	Comments	Type	Pin Dia.	Pin Length	Bushing Dia.	Bushing Length	Pitch	Jaw Type	Jaw	Side Plates (2)	
J.D.	JD700HLGP		SALT	1.44	8.11	2.44	5.218	6.9909	ADJ	800001	910119	910219
J.D.	120 EXC		SEALED	1.3	7.24	1.96	4.88	6.96	ADJ	800001		
J.D.	790		SEALED	1.496	8.58	2.323	5.43	7.48	ADJ	800001		
J.D.	790D		SEALED	1.496	8.583	2.323	5.728	7.48	ADJ	800001		
J.D.	230LC		SEALED	1.496	8.583	2.323	5.728	7.48	ADJ	800001		
J.D.	230CLC		SEALED	1.496	8.583	2.323	5.728	7.48	ADJ	800001		
J.D.	240D		SEALED	1.496	8.583	2.323	5.728	7.48	ADJ	800001		
J.D.	690E		SEALED	1.437	8.15	2.311	5.835	7.48	ADJ	800001		
J.D.	690ELC		SEALED	1.437	8.15	2.311	5.835	7.48	ADJ	800001		
J.D.	750J		SALT	1.496	9.39	2.559	5.3	7.48	ADJ	800001		
J.D.	790E		SEALED	1.493	8.366	2.322	5.728	7.48	ADJ	800001		
J.D.	790ELC		SEALED	1.493	8.366	2.322	5.728	7.48	ADJ	800001		
J.D.	160LC		SEALED	1.493	8.366	2.322	5.728	7.48	ADJ	800001		
J.D.	200LC		SEALED	1.493	8.366	2.322	5.728	7.48	ADJ	800001		
J.D.	230LC		SEALED	1.493	8.366	2.322	5.728	7.48	ADJ	800001		
J.D.	230		SEALED	1.493	8.366	2.322	5.728	7.48	ADJ	800001		
J.D.	750C		SALT	1.437	8.125	2.402	5.213	7.48	ADJ	800001	910119	910219

WTC Machinery Corporation
91 Series Track Tooling Chart

Model	Shims(4) Unless Specified	RH Tool Bar	LH Tool Bar	Tool Holder ADJ (2)	Tool Holder Stat (2)	Pin Dissy (2)	Bushing Dissy (2)	Pin Assembly (2)	Bushing Assembly (2)	Shim Group	M.B.A. (2)	Plate for WS-310 (1)	Shim for WS-310 (2)
JD700HLGP		918001	918002	912005	912006	913008	914032	915042	916162	917059		528-142	
120 EXC		918001	918002	912001	912002	913002	914002	915059	916236	917059		528-142	
790		918001	918002	912001	912002	913028	914042	915022	916170	917059		528-142	
790D		918001	918002	912001	912002	913032	914042	915023	916094	917059		528-142	
230LC		918001	918002	912001	912002	913032	914042	915023	916094	917059		528-142	
230CLC		918001	918002	912001	912002	913032	914042	915023	916094	917059		528-142	
240D		918001	918002	912001	912002	913032	914042	915023	916094	917059		528-142	
690E		918001	918002	912001	912002	913033	914042	915079	916193	917059	9002013	528-142	
690ELC		918001	918002	912001	912002	913033	914042	915079	916193	917059	9002013	528-142	
750J		918001	918002	912001	912002	913019	914133	915080	916242	917059		528-142	
790E		918001	918002	912001	912002	913028	914042	915042	916194	917059		528-142	
790ELC		918001	918002	912001	912002	913028	914042	915042	916194	917059		528-142	
160LC		918001	918002	912001	912002	913028	914042	915042	916194	917059		528-142	
200LC		918001	918002	912001	912002	913028	914042	915042	916194	917059		528-142	
230LC		918001	918002	912001	912002	913028	914042	915042	916194	917059		528-142	
230		918001	918002	912001	912002	913028	914042	915042	916194	917059		528-142	
750C		918001	918002	912005	912006	913008	914070	915052	916074	917059		528-150	528-147

WTC Machinery Corporation
91 Series Track Tooling Chart

Make	Model	Comments	Type	Pin Dia.	Pin Length	Bushing Dia.	Bushing Length	Pitch	Jaw Type	Jaw	Side Plates (2)	
J.D.	850B		SALT	1.753	9.06	2.621	5.79	7.984	8-HOLE	910025	910114	910214
J.D.	850C		SALT	1.753	9.06	2.621	5.79	7.984	8-HOLE	910025	910114	910214
J.D.	755C		SALT	1.753	9.06	2.621	5.79	7.984	8-HOLE	910025	910114	910214
J.D.	850		SEALED	1.75	9.06	2.625	6.378	8	8-HOLE	910025	910114	910214
J.D.	755C		SEALED	1.75	9.06	2.625	6.378	8	8-HOLE	910025	910114	910214
J.D.	850C		SEALED	1.75	9.06	2.625	6.378	8	8-HOLE	910025	910114	910214
J.D.	755A		SEALED	1.753	9.13	2.62	6.366	7.984	8-HOLE	910025	910114	910214
J.D.	850B		SEALED	1.753	9.13	2.62	6.366	7.984	8-HOLE	910025	910114	910214
J.D.	792		SEALED	1.75	9.646	2.618	6.236	8	8-HOLE	910025	910114	910214
J.D.	892D		SEALED	1.75	9.646	2.618	6.236	8	8-HOLE	910025	910114	910214
J.D.	892E		SEALED	1.75	9.646	2.618	6.236	8	8-HOLE	910025	910114	910214
J.D.	270LC		SEALED	1.75	9.646	2.618	6.236	8	8-HOLE	910025	910114	910214
J.D.	792D		SEALED	1.75	9.646	2.618	6.236	8	8-HOLE	910025	910114	910214
J.D.	850J		SALT	1.75	10.315	2.756	5.882	8	8-HOLE	910025	910114	910214
J.D.	855		SEALED	1.878	9.902	2.811	9.968	8.5	8-HOLE	910024	910108	910208
J.D.	890		SEALED	1.878	9.902	2.811	9.968	8.5	8-HOLE	910024	910108	910208
J.D.	890A		SEALED	1.878	9.902	2.811	9.968	8.5	8-HOLE	910024	910108	910208

WTC Machinery Corporation
91 Series Track Tooling Chart

Model	Shims(4) Unless Specified	RH Tool Bar	LH Tool Bar	Tool Holder ADJ (2)	Tool Holder Stat (2)	Pin Dissy (2)	Bushing Dissy (2)	Pin Assembly (2)	Bushing Assembly (2)	Shim Group	M.B.A. (2)	Plate for WS-310 (1)	Shim for WS-310 (2)
850B	910314	918003	918004	912003	912004	913013	914015	915106	916016	917060		528-143	528-144
850C	910314	918003	918004	912003	912004	913013	914015	915106	916016	917060		528-143	528-144
755C	910314	918003	918004	912003	912004	913013	914015	915106	916016	917060		528-143	528-144
850	910314	918003	918004	912003	912004	913041	914015	915013	916117	917060	900234	528-150	528-144
755C	910314	918003	918004	912003	912004	913041	914015	915013	916117	917060	900234	528-150	528-144
850C	910314	918003	918004	912003	912004	913041	914015	915013	916117	917060	900234	528-150	528-144
755A	910314	918003	918004	912003	912004	913041	914015	915099	916116	917060	900234	528-150	528-144
850B	910314	918003	918004	912003	912004	913041	914015	915099	916116	917060	900234	528-150	528-144
792		918003	918004	912003	912004	913026	914012	915121	916169	917060		528-150	528-144
892D		918003	918004	912003	912004	913026	914012	915121	916169	917060		528-150	528-144
892E		918003	918004	912003	912004	913026	914012	915121	916169	917060		528-150	528-144
270LC		918003	918004	912003	912004	913026	914012	915121	916169	917060		528-150	528-144
792D		918003	918004	912003	912004	913026	914012	915121	916169	917060		528-150	528-144
850J	910314	918003	918004	912003	912004	913013	914015	915175	916240	917060			
855	910308	918003	918004	912003	912004	913012	914100	915083	916116	917060			
890	910308	918003	918004	912003	912004	913012	914100	915083	916116	917060	900227	528-143	528-147
890A	910308	918003	918004	912003	912004	913012	914100	915083	916116	917060	900227	528-143	528-147

WTC Machinery Corporation
91 Series Track Tooling Chart

Make	Model	Comments	Type	Pin Dia.	Pin Length	Bushing Dia.	Bushing Length	Pitch	Jaw Type	Jaw	Side Plates (2)	
J.D.	990		SEALED	1.878	9.902	2.811	9.968	8.5	8-HOLE	910024	910108	910208
J.D.	855		SALT	1.881	9.882	2.811	9.409	8.5	8-HOLE	910024	910108	910208
J.D.	992D		SEALED	1.873	10	2.809	6.968	8.5	8-HOLE	910024	910108	910208
J.D.	992E		SEALED	1.873	10	2.809	6.968	8.5	8-HOLE	910024	910108	910208
J.D.	450LC		SEALED	1.873	10	2.809	6.968	8.5	8-HOLE	910024	910108	910208
J.D.	450CLC		SEALED	1.873	10	2.809	6.968	8.5	8-HOLE	910024	910108	910208
J.D.	370		SEALED	1.873	10	2.809	6.968	8.5	8-HOLE	910024	910108	910208
J.D.	330LC	EXC	SEALED	1.76	9.52	2.63	6.25	8.5	8-HOLE	910024	910108	910208
J.D.	330CLC		SEALED	1.76	9.52	2.63	6.25	8.5	8-HOLE	910024	910108	910208
J.D.	270CLC		SEALED	1.76	9.52	2.63	6.25	8.5	8-HOLE	910024	910108	910208
J.D.	1050C			2	10.31	3	6.38	8.5	8-HOLE	910024	910108	910208
J.D.	1050J			2	10.31	3	6.38	8.5	8-HOLE	910024	910108	910208
J.D.	890		RECESSED	1.88	9.9	2.8	7.26	8.5	8-HOLE	910024		
J.D.	590D	S/N 1787 & UP	SEALED	1.366	7.598	2.116	5.18	6.75	ADJ	800008		
J.D.	1280	EXC		1.439	8.11	2.313	5.917	6.9	ADJ	800008		
J.D.	1150D		SALT	1.44	8.11	2.314	5.071	6.678	ADJ	800008		
J.D.	1155D		SALT	1.44	8.11	2.314	5.071	6.678	ADJ	800008		

WTC Machinery Corporation
91 Series Track Tooling Chart

Model	Shims(4) Unless Specified	RH Tool Bar	LH Tool Bar	Tool Holder ADJ (2)	Tool Holder Stat (2)	Pin Dissy (2)	Bushing Dissy (2)	Pin Assembly (2)	Bushing Assembly (2)	Shim Group	M.B.A. (2)	Plate for WS-310 (1)	Shim for WS-310 (2)
990	910308	918003	918004	912003	912004	913012	914100	915083	916116	917060	900227	528-143	528-147
855	910308	918003	918004	912003	912004	913005	914006	915006	916006	917060		528-143	528-144
992D	910308	918003	918004	912003	912004	913012	914100	915087	916195	917060	9002014	528-143	528-147
992E	910308	918003	918004	912003	912004	913012	914100	915087	916195	917060	9002014	528-143	528-147
450LC	910308	918003	918004	912003	912004	913012	914100	915087	916195	917060	9002014	528-143	528-147
450CLC	910308	918003	918004	912003	912004	913012	914100	915087	916195	917060	9002014	528-143	528-147
370	910308	918003	918004	912003	912004	913012	914100	915087	916195	917060	9002014	528-143	528-147
330LC	910308	918003	918004	912003	912004	913013	914015	915162	916222	917060		528-143	528-147
330CLC	910308	918003	918004	912003	912004	913013	914015	915162	916222	917060		528-143	528-147
270CLC	910308	918003	918004	912003	912004	913013	914015	915162	916222	917060		528-143	528-147
1050C		918003	918004	912003	912004	913045	914108	915172	916235	917060			
1050J		918003	918004	912003	912004	913045	914108	915172	916235	917060			
890		918003	918004	912003	912004	913012	914022	915227	916128				
590D		918001	918002	912005	912006	913053	914064	915142	916275				
1280		918001	918002	912005	912006	913032	914097	915229	916276				
1150D		918001	918002	912005	912006	913068	914072	915215	916277				
1155D		918001	918002	912005	912006	913068	914072	915215	916277				

WTC Machinery Corporation
91 Series Track Tooling Chart

Make	Model	Comments	Type	Pin Dia.	Pin Length	Bushing Dia.	Bushing Length	Pitch	Jaw Type	Jaw	Side Plates (2)	
J.D.	80		SEALED	0.95	5.157	1.624	3.189	6.062	ADJ	800005		
J.D.	80C		SEALED	0.95	5.157	1.624	3.189	6.062	ADJ	800005		
J.D.	950J		SALT	1.87	10.86	3.09	6.14	8.5	8-HOLE	910024	910108	910208
J.D.	190E			1.19	6.102	1.82	4.071	6.063	ADJ	800005		
J.D.	590	S/N 001787 & UP		1.366	7.598	2.116	5.18	6.75	ADJ	800005		
KOBELCO	K909A		UNSEALED	1.496	8.58	2.171	5.98	7.48	ADJ	800001	910103	910203
KOM	D20		SEALED	0.945	5.63	1.614	3.185	5.31	ADJ	910013		
KOM	D21		SEALED	0.945	5.63	1.614	3.185	5.31	ADJ	910013		
KOM	D20		SALT	0.945	5.55	1.6	3.02	5.31	ADJ	910013		
KOM	D21		SALT	0.945	5.55	1.6	3.02	5.31	ADJ	910013		
KOM	PC60	EXC	SEALED	0.945	5.55	1.6	3.185	5.31	ADJ	910013		
KOM	D30S-1		SEALED	1.094	6.59	1.772	3.72	6.06	ADJ	800005		
KOM	D31		UNSEALED	1.18	6.69	1.82	4.29	6.06	ADJ	800005		
KOM	PC100		UNSEALED	1.18	6.69	1.82	4.29	6.06	ADJ	800005		
KOM	D31P		UNSEALED	1.18	6.69	1.82	4.29	6.06	ADJ	800005		
KOM	D30A		SEALED	1.102	6.594	1.772	3.716	6.063	ADJ	800005		
KOM	D30-15		SEALED	1.102	6.594	1.772	3.716	6.063	ADJ	800005		

WTC Machinery Corporation
91 Series Track Tooling Chart

Model	Shims(4) Unless Specified	RH Tool Bar	LH Tool Bar	Tool Holder ADJ (2)	Tool Holder Stat (2)	Pin Dissy (2)	Bushing Dissy (2)	Pin Assembly (2)	Bushing Assembly (2)	Shim Group	M.B.A. (2)	Plate for WS-310 (1)	Shim for WS-310 (2)
80		918001	918002	912005	912006	913080	914144	915074	916230				
80C		918001	918002	912005	912006	913080	914144	915074	916230				
950J		918003	918004	912003	912004	913005	914139	915189	916249	917060			
190E		918001	918002	912005	912006	913030	914145	915230	916181				
590		918001	918002	912005	912006	913053	914064	915228	916275				
K909A		918001	918002	912005	912006	913029	914072	915023	916040	917059		528-142	
D20		918001	918002	912005	912006	913052	914065	915124	916172	917059	900298	528-150	528-147
D21		918001	918002	912005	912006	913052	914065	915124	916172	917059	900298	528-150	528-147
D20		918001	918002	912005	912006	913052	914065	915123	916115	917059		528-150	528-147
D21		918001	918002	912005	912006	913052	914065	915123	916115	917059		528-150	528-147
PC60		918001	918002	912005	912006	913052	914065	915123	916172	917059	900298	528-150	528-147
D30S-1		918001	918002	912005	912006	913034	914083	915058	916082	917059	900263	528-142	528-144
D31		918001	918002	912005	912006	913031	914069	915069	916018	917059	900202	528-142	
PC100		918001	918002	912005	912006	913031	914069	915069	916018	917059	900202	528-142	
D31P		918001	918002	912005	912006	913031	914069	915069	916018	917059	900202	528-142	
D30A		918001	918002	912005	912006	913034	914082	915057	916078	917059	900277	528-142	528-144
D30-15		918001	918002	912005	912006	913034	914082	915057	916078	917059	900277	528-142	528-144

WTC Machinery Corporation
91 Series Track Tooling Chart

Make	Model	Comments	Type	Pin Dia.	Pin Length	Bushing Dia.	Bushing Length	Pitch	Jaw Type	Jaw	Side Plates (2)	
KOM	D31-15		SEALED	1.102	6.594	1.772	3.716	6.063	ADJ	800005		
KOM	D30S-15	S/N 5016 & UP	SEALED	1.102	6.594	1.772	3.716	6.063	ADJ	800005		
KOM	D31E-12		SEALED	1.102	6.594	1.772	3.716	6.063	ADJ	800005		
KOM	D31-16		SEALED	1.102	6.693	1.772	3.716	6.063	ADJ	800005		
KOM	D31-16		SALT	1.102	6.6929	1.8503	3.6338	6.0629	ADJ	800005		
KOM	D31P		SALT	1.102	6.6929	1.8503	3.6338	6.0629	ADJ	800005		
KOM	D31PL		SALT	1.102	6.6929	1.8503	3.6338	6.0629	ADJ	800005		
KOM	D31PLL	S/N 29001 & UP	SALT	1.102	6.6929	1.8503	3.6338	6.0629	ADJ	800005		
KOM	D37P		SALT	1.102	6.6929	1.8503	3.6338	6.0629	ADJ	800005		
KOM	D37		SALT	1.102	6.6929	1.8503	3.6338	6.0629	ADJ	800005		
KOM	D31E		SALT	1.102	6.6929	1.8503	3.6338	6.0629	ADJ	800005		
KOM	D31PX		SALT	1.102	6.6929	1.8503	3.6338	6.0629	ADJ	800005		
KOM	D31P-20		SALT	1.102	6.6929	1.8503	3.6338	6.0629	ADJ	800005		
KOM	D31S		SALT	1.102	6.6929	1.8503	3.6338	6.0629	ADJ	800005		
KOM	PC80	PITCH ALSO 6.89	SEALED	1.181	6.811	1.811	3.713	6.063	ADJ	800005		
KOM	PC100	PITCH ALSO 6.89	SEALED	1.181	6.811	1.811	3.713	6.063	ADJ	800005		
KOM	PC120	PITCH ALSO 6.89	SEALED	1.181	6.811	1.811	3.713	6.063	ADJ	800005		

WTC Machinery Corporation
91 Series Track Tooling Chart

Model	Shims(4) Unless Specified	RH Tool Bar	LH Tool Bar	Tool Holder ADJ (2)	Tool Holder Stat (2)	Pin Dissy (2)	Bushing Dissy (2)	Pin Assembly (2)	Bushing Assembly (2)	Shim Group	M.B.A. (2)	Plate for WS-310 (1)	Shim for WS-310 (2)
D31-15		918001	918002	912005	912006	913034	914082	915057	916078	917059	900277	528-142	528-144
D30S-15		918001	918002	912005	912006	913034	914082	915057	916078	917059	900277	528-142	528-144
D31E-12		918001	918002	912005	912006	913034	914082	915057	916078	917059	900277	528-142	528-144
D31-16		918001	918002	912005	912006	913034	914083	915058	916078	917059	900277	528-142	528-144
D31-16		918001	918002	912005	912006	913034	914083	915058	916143	917059		528-142	
D31P		918001	918002	912005	912006	913034	914083	915058	916143	917059		528-142	
D31PL		918001	918002	912005	912006	913034	914083	915058	916143	917059		528-142	
D31PLL		918001	918002	912005	912006	913034	914083	915058	916143	917059		528-142	
D37P		918001	918002	912005	912006	913034	914083	915058	916143	917059		528-142	
D37		918001	918002	912005	912006	913034	914083	915058	916143	917059		528-142	
D31E		918001	918002	912005	912006	913034	914083	915058	916143	917059		528-142	
D31PX		918001	918002	912005	912006	913034	914083	915058	916143	917059		528-142	
D31P-20		918001	918002	912005	912006	913034	914083	915058	916143	917059		528-142	
D31S		918001	918002	912005	912006	913034	914083	915058	916143	917059		528-142	
PC80		918001	918002	912005	912006	913031	914119	915126	916190	917059	9002010	528-142	
PC100		918001	918002	912005	912006	913031	914119	915126	916190	917059	9002010	528-142	
PC120		918001	918002	912005	912006	913031	914119	915126	916190	917059	9002010	528-142	

WTC Machinery Corporation
91 Series Track Tooling Chart

Make	Model	Comments	Type	Pin Dia.	Pin Length	Bushing Dia.	Bushing Length	Pitch	Jaw Type	Jaw	Side Plates (2)	
KOM	PC80-1		SEALED	1.181	6.535	1.819	3.713	6.062	ADJ	800005		
KOM	PC80-3		SEALED	1.181	6.535	1.819	3.713	6.062	ADJ	800005		
KOM	PC100-1		SEALED	1.181	6.535	1.819	3.713	6.062	ADJ	800005		
KOM	PC100-2		SEALED	1.181	6.535	1.819	3.713	6.062	ADJ	800005		
KOM	PC100-3		SEALED	1.181	6.535	1.819	3.713	6.062	ADJ	800005		
KOM	PC120-1		SEALED	1.181	6.535	1.819	3.713	6.062	ADJ	800005		
KOM	PC120-2		SEALED	1.181	6.535	1.819	3.713	6.062	ADJ	800005		
KOM	PC120-3		SEALED	1.181	6.535	1.819	3.713	6.062	ADJ	800005		
KOM	D41-6		SALT	1.307	7.244	2.283	4.437	6.75	ADJ	800005	910116	910216
KOM	D41E		SALT	1.307	7.244	2.283	4.437	6.75	ADJ	800005	910116	910216
KOM	D6	S/N 50001-50200	SALT	1.307	7.244	2.283	4.437	6.75	ADJ	800005	910116	910216
KOM	D39E		SALT	1.307	7.244	2.283	4.437	6.75	ADJ	800005	910116	910216
KOM	D39EX		SALT	1.307	7.244	2.283	4.437	6.75	ADJ	800005	910116	910216
KOM	D39P		SALT	1.307	7.244	2.283	4.437	6.75	ADJ	800005	910116	910216
KOM	D39PX		SALT	1.307	7.244	2.283	4.437	6.75	ADJ	800005	910116	910216
KOM	D41P		SALT	1.307	7.244	2.283	4.437	6.75	ADJ	800005	910116	910216
KOM	D41E	S/N 50201 & UP	SALT	1.307	7.224	2.283	4.437	6.75	ADJ	800005	910116	910216

WTC Machinery Corporation
91 Series Track Tooling Chart

Model	Shims(4) Unless Specified	RH Tool Bar	LH Tool Bar	Tool Holder ADJ (2)	Tool Holder Stat (2)	Pin Dissy (2)	Bushing Dissy (2)	Pin Assembly (2)	Bushing Assembly (2)	Shim Group	M.B.A. (2)	Plate for WS-310 (1)	Shim for WS-310 (2)
PC80-1		918001	918002	912005	912006	913031	914035	915110	916011	917059	900202	528-142	
PC80-3		918001	918002	912005	912006	913031	914035	915110	916011	917059	900202	528-142	
PC100-1		918001	918002	912005	912006	913031	914035	915110	916011	917059	900202	528-142	
PC100-2		918001	918002	912005	912006	913031	914035	915110	916011	917059	900202	528-142	
PC100-3		918001	918002	912005	912006	913031	914035	915110	916011	917059	900202	528-142	
PC120-1		918001	918002	912005	912006	913031	914035	915110	916011	917059	900202	528-142	
PC120-2		918001	918002	912005	912006	913031	914035	915110	916011	917059	900202	528-142	
PC120-3		918001	918002	912005	912006	913031	914035	915110	916011	917059	900202	528-142	
D41-6	910304	918001	918002	912005	912006	913027	914062	915052	916207	917059			
D41E	910304	918001	918002	912005	912006	913027	914062	915052	916207	917059			
D6	910304	918001	918002	912005	912006	913027	914062	915052	916207	917059			
D39E	910304	918001	918002	912005	912006	913027	914062	915052	916207	917059			
D39EX	910304	918001	918002	912005	912006	913027	914062	915052	916207	917059			
D39P	910304	918001	918002	912005	912006	913027	914062	915052	916207	917059			
D39PX	910304	918001	918002	912005	912006	913027	914062	915052	916207	917059			
D41P	910304	918001	918002	912005	912006	913027	914062	915052	916207	917059			
D41E	910304	918001	918002	912005	912006	913031	914062	915067	916207	917059			

WTC Machinery Corporation
91 Series Track Tooling Chart

Make	Model	Comments	Type	Pin Dia.	Pin Length	Bushing Dia.	Bushing Length	Pitch	Jaw Type	Jaw	Side Plates (2)	
KOM	D41P-6	S/N 50201 & UP	SALT	1.307	7.224	2.283	4.437	6.75	ADJ	800005	910116	910216
KOM	D41PX-12		SALT	1.432	7.845	2.365	4.449	6.875	ADJ	800005	910116	910216
KOM	D40		RECESSED	1.488	8.5826	2.165	5.984	6.89	ADJ	800001		
KOM	D45		RECESSED	1.488	8.5826	2.165	5.984	6.89	ADJ	800001		
KOM	D50		RECESSED	1.488	8.5826	2.165	5.984	6.89	ADJ	800001		
KOM	D50-11		RECESSED	1.488	8.5826	2.165	5.984	6.89	ADJ	800001		
KOM	D50-15		RECESSED	1.488	8.5826	2.165	5.984	6.89	ADJ	800001		
KOM	D50S-11		RECESSED	1.488	8.5826	2.165	5.984	6.89	ADJ	800001		
KOM	D40		SALT	1.377	7.13	2.043	5.19	6.89	ADJ	800001		
KOM	D50		SALT	1.377	7.13	2.043	5.19	6.89	ADJ	800001		
KOM	D53		SALT	1.377	7.13	2.043	5.19	6.89	ADJ	800001		
KOM	D58		SALT	1.377	7.13	2.043	5.19	6.89	ADJ	800001		
KOM	D63E		SALT	1.377	7.13	2.043	5.19	6.89	ADJ	800001		
KOM	D41	NEW	SALT	1.382	7.17	2.085	5.28	6.89	ADJ	800001		
KOM	D53	NEW	SALT	1.382	7.17	2.085	5.28	6.89	ADJ	800001		
KOM	D41		UNSEALED	1.499	8.66	2.179	5.976	6.89	ADJ	800001		
KOM	PC150		UNSEALED	1.499	8.66	2.179	5.976	6.89	ADJ	800001		

WTC Machinery Corporation
91 Series Track Tooling Chart

Model	Shims(4) Unless Specified	RH Tool Bar	LH Tool Bar	Tool Holder ADJ (2)	Tool Holder Stat (2)	Pin Dissy (2)	Bushing Dissy (2)	Pin Assembly (2)	Bushing Assembly (2)	Shim Group	M.B.A. (2)	Plate for WS-310 (1)	Shim for WS-310 (2)
D41P-6	910304	918001	918002	912005	912006	913031	914062	915067	916207	917059			
D41PX-12	910304	918001	918002	912005	912006	913057	914062	915163	916207	917059			
D40		918001	918002	912001	912002	913029	914072	915059	916085	917059	900222	528-142	528-145
D45		918001	918002	912001	912002	913029	914072	915059	916085	917059	900222	528-142	528-145
D50		918001	918002	912001	912002	913029	914072	915059	916085	917059	900222	528-142	528-145
D50-11		918001	918002	912001	912002	913029	914072	915059	916085	917059	900222	528-142	528-145
D50-15		918001	918002	912001	912002	913029	914072	915059	916085	917059	900222	528-142	528-145
D50S-11		918001	918002	912001	912002	913029	914072	915059	916085	917059	900222	528-142	528-145
D40		918001	918002	912001	912002	913032	914073	915060	916165	917059	900296	528-142	
D50		918001	918002	912001	912002	913032	914073	915060	916165	917059	900296	528-142	
D53		918001	918002	912001	912002	913032	914073	915060	916165	917059	900296	528-142	
D58		918001	918002	912001	912002	913032	914073	915060	916165	917059	900296	528-142	
D63E		918001	918002	912001	912002	913032	914073	915060	916165	917059	900296	528-142	
D41		918001	918002	912001	912002	913032	914073	915122	916171	917059		528-142	
D53		918001	918002	912001	912002	913032	914073	915122	916171	917059		528-142	
D41		918001	918002	912001	912002	913029	914073	915122	916084	917059	900297	528-142	528-144
PC150		918001	918002	912001	912002	913029	914073	915122	916084	917059	900297	528-142	528-144

WTC Machinery Corporation
91 Series Track Tooling Chart

Make	Model	Comments	Type	Pin Dia.	Pin Length	Bushing Dia.	Bushing Length	Pitch	Jaw Type	Jaw	Side Plates (2)	
KOM	D53		UNSEALED	1.499	8.66	2.179	5.976	6.89	ADJ	800001		
KOM	D45A		SEALED	1.382	7.17	2.085	5.28	6.89	ADJ	800001		
KOM	D50-15		SEALED	1.382	7.17	2.085	5.28	6.89	ADJ	800001		
KOM	D53-15		SEALED	1.382	7.17	2.085	5.28	6.89	ADJ	800001		
KOM	D53A-15	S/N 60001 & UP	SEALED	1.382	7.17	2.085	5.28	6.89	ADJ	800001		
KOM	D45P-1	S/N 1501 & UP	SEALED	1.382	7.17	2.085	5.28	6.89	ADJ	800001		
KOM	D53-16		SEALED	1.382	7.17	2.085	5.28	6.89	ADJ	800001		
KOM	D40		SEALED	1.382	7.17	2.085	5.28	6.89	ADJ	800001		
KOM	D41		SEALED	1.382	7.17	2.085	5.28	6.89	ADJ	800001		
KOM	D50		SEALED	1.382	7.17	2.085	5.28	6.89	ADJ	800001		
KOM	D58		SEALED	1.382	7.17	2.085	5.28	6.89	ADJ	800001		
KOM	D63E		SEALED	1.382	7.17	2.085	5.28	6.89	ADJ	800001		
KOM	PC120-6			1.181	6.811	1.811	4.0625	6.9	ADJ	800005		
KOM	PC100		SEALED	1.18	6.81	1.82	3.41	6.89	ADJ	800001		
KOM	PC120		SEALED	1.18	6.81	1.82	3.41	6.89	ADJ	800001		
KOM	PC130-6		SEALED	1.18	6.81	1.82	3.41	6.89	ADJ	800001		
KOM	PC100-6		SEALED	1.18	6.81	1.82	3.41	6.89	ADJ	800001		

WTC Machinery Corporation
91 Series Track Tooling Chart

Model	Shims(4) Unless Specified	RH Tool Bar	LH Tool Bar	Tool Holder ADJ (2)	Tool Holder Stat (2)	Pin Dissy (2)	Bushing Dissy (2)	Pin Assembly (2)	Bushing Assembly (2)	Shim Group	M.B.A. (2)	Plate for WS-310 (1)	Shim for WS-310 (2)
D53		918001	918002	912001	912002	913029	914073	915122	916084	917059	900297	528-142	528-144
D45A		918001	918002	912001	912002	913033	914073	915059	916077	917059	900278	528-142	528-145
D50-15		918001	918002	912001	912002	913033	914073	915059	916077	917059	900278	528-142	528-145
D53-15		918001	918002	912001	912002	913033	914073	915059	916077	917059	900278	528-142	528-145
D53A-15		918001	918002	912001	912002	913033	914073	915059	916077	917059	900278	528-142	528-145
D45P-1		918001	918002	912001	912002	913033	914073	915059	916077	917059	900278	528-142	528-145
D53-16		918001	918002	912001	912002	913033	914074	915060	916077	917060	900278	528-142	528-145
D40		918001	918002	912001	912002	913033	914074	915060	916077	917060	900278	528-142	528-145
D41		918001	918002	912001	912002	913033	914074	915060	916077	917060	900278	528-142	528-145
D50		918001	918002	912001	912002	913033	914074	915060	916077	917060	900278	528-142	528-145
D58		918001	918002	912001	912002	913033	914074	915060	916077	917060	900278	528-142	528-145
D63E		918001	918002	912001	912002	913033	914074	915060	916077	917060	900278	528-142	528-145
PC120-6		918001	918002	912001	912002	913081	914143	915231	916278				
PC100		918001	918002	912001	912002	913004	914138	915161	916221	917059		528-142	528-145
PC120		918001	918002	912001	912002	913004	914138	915161	916221	917059		528-142	528-145
PC130-6		918001	918002	912001	912002	913004	914138	915161	916221	917059		528-142	528-145
PC100-6		918001	918002	912001	912002	913004	914138	915161	916221	917059		528-142	528-145

WTC Machinery Corporation
91 Series Track Tooling Chart

Make	Model	Comments	Type	Pin Dia.	Pin Length	Bushing Dia.	Bushing Length	Pitch	Jaw Type	Jaw	Side Plates (2)	
KOM	PC120LC-6		SEALED	1.18	6.81	1.82	3.41	6.89	ADJ	800001		
KOM	PC138		SEALED	1.18	6.81	1.82	3.41	6.89	ADJ	800001		
KOM	D40P-1	BERCO	SEALED	1.496	8.661	2.165	5.827	6.906	ADJ	800001		
KOM	D41A	BERCO	SEALED	1.496	8.661	2.165	5.827	6.906	ADJ	800001		
KOM	D41S	BERCO	SEALED	1.496	8.661	2.165	5.827	6.906	ADJ	800001		
KOM	D41P	BERCO	SEALED	1.496	8.661	2.165	5.827	6.906	ADJ	800001		
KOM	D41Q-3	BERCO	SEALED	1.496	8.661	2.165	5.827	6.906	ADJ	800001		
KOM	D45A	S/N 12178 & UP BERCO	SEALED	1.496	8.661	2.165	5.827	6.906	ADJ	800001		
KOM	D45B	S/N 12178 & UP BERCO	SEALED	1.496	8.661	2.165	5.827	6.906	ADJ	800001		
KOM	D50S	S/N 10901 & UP BERCO	SEALED	1.496	8.661	2.165	5.827	6.906	ADJ	800001		
KOM	D50P	S/N 10901 & UP BERCO	SEALED	1.496	8.661	2.165	5.827	6.906	ADJ	800001		
KOM	D50B	S/N 10901 & UP BERCO	SEALED	1.496	8.661	2.165	5.827	6.906	ADJ	800001		
KOM	D50A	BERCO	SEALED	1.496	8.661	2.165	5.827	6.906	ADJ	800001		
KOM	D53A	BERCO	SEALED	1.496	8.661	2.165	5.827	6.906	ADJ	800001		
KOM	D58E	BERCO	SEALED	1.496	8.661	2.165	5.827	6.906	ADJ	800001		
KOM	D58P-1	BERCO	SEALED	1.496	8.661	2.165	5.827	6.906	ADJ	800001		
KOM	D55-S		RECESSED	1.488	8.583	2.165	6.062	7.48	ADJ	800001		

WTC Machinery Corporation
91 Series Track Tooling Chart

Model	Shims(4) Unless Specified	RH Tool Bar	LH Tool Bar	Tool Holder ADJ (2)	Tool Holder Stat (2)	Pin Dissy (2)	Bushing Dissy (2)	Pin Assembly (2)	Bushing Assembly (2)	Shim Group	M.B.A. (2)	Plate for WS-310 (1)	Shim for WS-310 (2)
PC120LC-6		918001	918002	912001	912002	913004	914138	915161	916221	917059		528-142	528-145
PC138		918001	918002	912001	912002	913004	914138	915161	916221	917059		528-142	528-145
D40P-1		918001	918002	912001	912002	913029	914074	915059	916210	917059		528-142	528-145
D41A		918001	918002	912001	912002	913029	914074	915059	916210	917059		528-142	528-145
D41S		918001	918002	912001	912002	913029	914074	915059	916210	917059		528-142	528-145
D41P		918001	918002	912001	912002	913029	914074	915059	916210	917059		528-142	528-145
D41Q-3		918001	918002	912001	912002	913029	914074	915059	916210	917059		528-142	528-145
D45A		918001	918002	912001	912002	913029	914074	915059	916210	917059		528-142	528-145
D45B		918001	918002	912001	912002	913029	914074	915059	916210	917059		528-142	528-145
D50S		918001	918002	912001	912002	913029	914074	915059	916210	917059		528-142	528-145
D50P		918001	918002	912001	912002	913029	914074	915059	916210	917059		528-142	528-145
D50B		918001	918002	912001	912002	913029	914074	915059	916210	917059		528-142	528-145
D50A		918001	918002	912001	912002	913029	914074	915059	916210	917059		528-142	528-145
D53A		918001	918002	912001	912002	913029	914074	915059	916210	917059		528-142	528-145
D58E		918001	918002	912001	912002	913029	914074	915059	916210	917059		528-142	528-145
D58P-1		918001	918002	912001	912002	913029	914074	915059	916210	917059		528-142	528-145
D55-S		918001	918002	912001	912002	913002	914076	915056	916084	917059	900222	528-142	

WTC Machinery Corporation
91 Series Track Tooling Chart

Make	Model	Comments	Type	Pin Dia.	Pin Length	Bushing Dia.	Bushing Length	Pitch	Jaw Type	Jaw	Side Plates (2)	
KOM	D60-A		RECESSED	1.488	8.583	2.165	6.062	7.48	ADJ	800001		
KOM	D57-1		SEALED	1.496	8.661	2.165	5.453	7.48	ADJ	800001		
KOM	D57S-1		SEALED	1.496	8.661	2.165	5.453	7.48	ADJ	800001		
KOM	PC200		SEALED	1.496	8.661	2.165	5.453	7.48	ADJ	800001		
KOM	PC220		SEALED	1.496	8.661	2.165	5.453	7.48	ADJ	800001		
KOM	D55		SEALED	1.496	8.661	2.165	5.453	7.48	ADJ	800001		
KOM	PC240LC-6		SEALED	1.496	8.661	2.165	5.453	7.48	ADJ	800001		
KOM	PC200-6		SEALED	1.496	8.661	2.165	5.453	7.48	ADJ	800001		
KOM	PC200-7		SEALED	1.496	8.661	2.165	5.453	7.48	ADJ	800001		
KOM	PC200-8		SEALED	1.496	8.661	2.165	5.453	7.48	ADJ	800001		
KOM	D61E		SALT	1.496	8.897	2.56	5.216	7.48	ADJ	800001		
KOM	D61P		SALT	1.496	8.897	2.56	5.216	7.48	ADJ	800001		
KOM	D61EX		SALT	1.496	8.897	2.56	5.216	7.48	ADJ	800001		
KOM	D61PX		SALT	1.496	8.897	2.56	5.216	7.48	ADJ	800001		
KOM	D61		SALT	1.496	8.897	2.56	5.216	7.48	ADJ	800001		
KOM	D61PX-12		SALT	1.496	8.897	2.56	5.216	7.48	ADJ	800001		
KOM	PC100L-6		SEALED	1.49	8.66	2.33	5.06	7.49	ADJ	800001		

WTC Machinery Corporation
91 Series Track Tooling Chart

Model	Shims(4) Unless Specified	RH Tool Bar	LH Tool Bar	Tool Holder ADJ (2)	Tool Holder Stat (2)	Pin Dissy (2)	Bushing Dissy (2)	Pin Assembly (2)	Bushing Assembly (2)	Shim Group	M.B.A. (2)	Plate for WS-310 (1)	Shim for WS-310 (2)
D60-A		918001	918002	912001	912002	913002	914076	915056	916084	917059	900222	528-142	
D57-1		918001	918002	912001	912002	913032	914071	915060	916086	917059	900278	528-142	
D57S-1		918001	918002	912001	912002	913032	914071	915060	916086	917059	900278	528-142	
PC200		918001	918002	912001	912002	913032	914071	915060	916086	917059	900278	528-142	
PC220		918001	918002	912001	912002	913032	914071	915060	916086	917059	900278	528-142	
D55		918001	918002	912001	912002	913032	914071	915060	916086	917059	900278	528-142	
PC240LC-6		918001	918002	912001	912002	913032	914071	915060	916086	917059	900278	528-142	
PC200-6		918001	918002	912001	912002	913032	914071	915060	916086	917059	900278	528-142	
PC200-7		918001	918002	912001	912002	913032	914071	915060	916086	917059	900278	528-142	
PC200-8		918001	918002	912001	912002	913032	914071	915060	916086	917059	900278	528-142	
D61E		918001	918002	912001	912002	913032	914133	915060	916217	917059		528-142	
D61P		918001	918002	912001	912002	913032	914133	915060	916217	917059		528-142	
D61EX		918001	918002	912001	912002	913032	914133	915060	916217	917059		528-142	
D61PX		918001	918002	912001	912002	913032	914133	915060	916217	917059		528-142	
D61		918001	918002	912001	912002	913032	914133	915060	916217	917059		528-142	
D61PX-12		918001	918002	912001	912002	913032	914133	915060	916217	917059		528-142	
PC100L-6		918001	918002	912001	912002	913032	914133	915060	916223	917059		528-142	

WTC Machinery Corporation
91 Series Track Tooling Chart

Make	Model	Comments	Type	Pin Dia.	Pin Length	Bushing Dia.	Bushing Length	Pitch	Jaw Type	Jaw	Side Plates (2)	
KOM	D65A	BERCO NON-OEM	SEALED	1.756	9.449	2.63	6.594	7.984	8-HOLE	910025	910114	910214
KOM	D60A	BERCO NON-OEM	SEALED	1.756	9.449	2.63	6.594	7.984	8-HOLE	910025	910114	910214
KOM	D60		SEALED	1.76	9.433	2.618	6.26	8	8-HOLE	910025	910114	910214
KOM	D65A		SEALED	1.76	9.433	2.618	6.26	8	8-HOLE	910025	910114	910214
KOM	D65E		SEALED	1.76	9.433	2.618	6.26	8	8-HOLE	910025	910114	910214
KOM	D65P-6	S/N 20006 & UP	SEALED	1.76	9.433	2.618	6.26	8	8-HOLE	910025	910114	910214
KOM	D65		SEALED	1.76	9.433	2.618	6.26	8	8-HOLE	910025	910114	910214
KOM	D68		SEALED	1.76	9.433	2.618	6.26	8	8-HOLE	910025	910114	910214
KOM	D66		SEALED	1.76	9.433	2.618	6.26	8	8-HOLE	910025	910114	910214
KOM	D60-6		SEALED	1.752	9.26	2.63	6	8	8-HOLE	910025	910114	910214
KOM	D65-6	S/N 34001 & UP	SALT	1.7559	9.5275	2.7519	6.082	8	8-HOLE	910025	910114	910214
KOM	D68		SALT	1.7559	9.5275	2.7519	6.082	8	8-HOLE	910025	910114	910214
KOM	D66		SALT	1.7559	9.5275	2.7519	6.082	8	8-HOLE	910025	910114	910214
KOM	D80-7		SEALED	1.752	9.842	2.618	6.48	8	8-HOLE	910025	910114	910214
KOM	D80-8		SEALED	1.752	9.842	2.618	6.48	8	8-HOLE	910025	910114	910214
KOM	PC300	EXC	SALT	1.75	9.53	2.618	6.08	8	8-HOLE	910025	910114	910214
KOM	PC300-5		SEALED	1.748	9.527	2.618	5.838	8	8-HOLE			

WTC Machinery Corporation
91 Series Track Tooling Chart

Model	Shims(4) Unless Specified	RH Tool Bar	LH Tool Bar	Tool Holder ADJ (2)	Tool Holder Stat (2)	Pin Dissy (2)	Bushing Dissy (2)	Pin Assembly (2)	Bushing Assembly (2)	Shim Group	M.B.A. (2)	Plate for WS-310 (1)	Shim for WS-310 (2)
D65A	910314(8)	918003	918004	912003	912004	913013	914130	915116	916209	917060	900283	528-150	528-144
D60A	910314(8)	918003	918004	912003	912004	913013	914130	915116	916209	917060	900283	528-150	528-144
D60	910314	918003	918004	912003	912004	913013	914015	915084	916118	917060	900264	528-150	528-144
D65A	910314	918003	918004	912003	912004	913013	914015	915084	916118	917060	900264	528-150	528-144
D65E	910314	918003	918004	912003	912004	913013	914015	915084	916118	917060	900264	528-150	528-144
D65P-6	910314	918003	918004	912003	912004	913013	914015	915084	916118	917060	900264	528-150	528-144
D65	910314	918003	918004	912003	912004	913013	914015	915084	916118	917060	900264	528-150	528-144
D68	910314	918003	918004	912003	912004	913013	914015	915084	916118	917060	900264	528-150	528-144
D66	910314	918003	918004	912003	912004	913013	914015	915084	916118	917060	900264	528-150	528-144
D60-6	910314	918003	918004	912003	912004	913013	914015	915062	916081	917060	900264	528-143	528-147
D65-6	910314	918003	918004	912003	912004	913026	914012	915097	916142	917060		528-143	528-147
D68	910314	918003	918004	912003	912004	913026	914012	915097	916142	917060		528-143	528-147
D66	910314	918003	918004	912003	912004	913026	914012	915097	916142	917060		528-143	528-147
D80-7	910314(8)	918003	918004	912003	912004	913012	914079	915013	916080	917060	900265	528-150	528-144
D80-8	910314(8)	918003	918004	912003	912004	913012	914079	915013	916080	917060	900265	528-150	528-144
PC300	910314	918003	918004	912003	912004	913013	914015	915097	916118	917060	900283	528-143	528-147
PC300-5		918003	918004	912003	912004	913019	914018	915248	916279				

WTC Machinery Corporation
91 Series Track Tooling Chart

Make	Model	Comments	Type	Pin Dia.	Pin Length	Bushing Dia.	Bushing Length	Pitch	Jaw Type	Jaw	Side Plates (2)	
KOM	D65EX-12		SALT	1.75	9.433	2.618	6.083	8	8-HOLE	910025	910114	910214
KOM	D65PX-12		SALT	1.75	9.433	2.618	6.083	8	8-HOLE	910025	910114	910214
KOM	D65PX-15		SALT	1.75	9.433	2.618	6.083	8	8-HOLE	910025	910114	910214
KOM	D60		SALT	1.75	9.433	2.618	6.083	8	8-HOLE	910025	910114	910214
KOM	D65PX		SALT	1.75	9.433	2.618	6.083	8	8-HOLE	910025	910114	910214
KOM	D65		SALT	1.75	9.433	2.618	6.083	8	8-HOLE	910025	910114	910214
KOM	D65EX-15		SALT	1.75	9.433	2.618	6.083	8	8-HOLE	910025	910114	910214
KOM	PC300LC-6		SEALED	1.75	9.52	2.62	6.25	8.5	8-HOLE	910024	910108	910208
KOM	PC250LC-6		SEALED	1.75	9.52	2.62	6.25	8.5	8-HOLE	910024	910108	910208
KOM	PC270LC-6		SEALED	1.75	9.52	2.62	6.25	8.5	8-HOLE	910024	910108	910208
KOM	PC270LC-7		SEALED	1.75	9.52	2.62	6.25	8.5	8-HOLE	910024	910108	910208
KOM	PC300LC-7		SEALED	1.75	9.52	2.62	6.25	8.5	8-HOLE	910024	910108	910208
KOM	D75-S		SEALED	1.85	9.842	2.803	6.48	8.504	8-HOLE	910024	910108	910208
KOM	D85A-12		SEALED	1.85	9.842	2.803	6.48	8.504	8-HOLE	910024	910108	910208
KOM	D75		SEALED	1.8425	10	2.925	6.476	8.5039	8-HOLE	910024	910112	910212
KOM	D80		SEALED	1.8425	10	2.925	6.476	8.5039	8-HOLE	910024	910112	910212
KOM	D85A		SEALED	1.8425	10	2.925	6.476	8.5039	8-HOLE	910024	910112	910212

WTC Machinery Corporation
91 Series Track Tooling Chart

Model	Shims(4) Unless Specified	RH Tool Bar	LH Tool Bar	Tool Holder ADJ (2)	Tool Holder Stat (2)	Pin Dissy (2)	Bushing Dissy (2)	Pin Assembly (2)	Bushing Assembly (2)	Shim Group	M.B.A. (2)	Plate for WS-310 (1)	Shim for WS-310 (2)
D65EX-12	910314(8)	918003	918004	912003	912004	913013	914015	915084	916142	917060	900283	528-143	528-147
D65PX-12	910314(8)	918003	918004	912003	912004	913013	914015	915084	916142	917060	900283	528-143	528-147
D65PX-15	910314(8)	918003	918004	912003	912004	913013	914015	915084	916142	917060	900283	528-143	528-147
D60	910314(8)	918003	918004	912003	912004	913013	914015	915084	916142	917060	900283	528-143	528-147
D65PX	910314(8)	918003	918004	912003	912004	913013	914015	915084	916142	917060	900283	528-143	528-147
D65	910314(8)	918003	918004	912003	912004	913013	914015	915084	916142	917060	900283	528-143	528-147
D65EX-15	910314	918003	918004	912003	912004	913013	914015	915084	916142	917060	900283	528-143	528-147
PC300LC-6	910308	918003	918004	912003	912004	913012	914080	915159	916119	917060	900275	528-143	528-144
PC250LC-6	910308	918003	918004	912003	912004	913012	914080	915159	916119	917060	900275	528-143	528-144
PC270LC-6	910308	918003	918004	912003	912004	913012	914080	915159	916119	917060	900275	528-143	528-144
PC270LC-7	910308	918003	918004	912003	912004	913012	914080	915159	916119	917060	900275	528-143	528-144
PC300LC-7	910308	918003	918004	912003	912004	913012	914080	915159	916119	917060	900275	528-143	528-144
D75-S	910308	918003	918004	912003	912004	913012	914080	915015	916079	917060	900266	528-143	528-144
D85A-12	910308	918003	918004	912003	912004	913012	914080	915015	916079	917060	900266	528-143	528-144
D75	910312	918003	918004	912003	912004	913012	914081	915096	916119	917060	900275	528-143	
D80	910312	918003	918004	912003	912004	913012	914081	915096	916119	917060	900275	528-143	
D85A	910312	918003	918004	912003	912004	913012	914081	915096	916119	917060	900275	528-143	

WTC Machinery Corporation
91 Series Track Tooling Chart

Make	Model	Comments	Type	Pin Dia.	Pin Length	Bushing Dia.	Bushing Length	Pitch	Jaw Type	Jaw	Side Plates (2)	
KOM	D85E		SEALED	1.8425	10	2.925	6.476	8.5039	8-HOLE	910024	910112	910212
KOM	D95		SEALED	1.8425	10	2.925	6.476	8.5039	8-HOLE	910024	910112	910212
KOM	D85P-18		SEALED	1.8425	10	2.925	6.476	8.5039	8-HOLE	910024	910112	910212
KOM	PC400-3		SEALED	1.8425	10	2.925	6.476	8.5039	8-HOLE	910024	910112	910212
KOM	PC400-5		SEALED	1.8425	10	2.925	6.476	8.5039	8-HOLE	910024	910112	910212
KOM	PC400-6		SEALED	1.8425	10	2.925	6.476	8.5039	8-HOLE	910024	910112	910212
KOM	D85		SEALED	1.771	9.842	2.795	6.476	8.504	8-HOLE	910024	910108	910208
KOM	D85A		SEALED	1.771	9.842	2.795	6.476	8.504	8-HOLE	910024	910108	910208
KOM	D85E-12	S/N 10001 & UP	SEALED	1.771	9.842	2.795	6.476	8.504	8-HOLE	910024	910108	910208
KOM	D85E-12		SEALED	1.771	9.842	2.795	6.476	8.504	8-HOLE	910024		
KOM	D85-18	S/N 26514 & UP	SALT	1.8503	10	2.925	6.2875	8.5039	8-HOLE	910024	910108	910208
KOM	D75		SALT	1.8503	10	2.925	6.2875	8.5039	8-HOLE	910024	910108	910208
KOM	D80		SALT	1.8503	10	2.925	6.2875	8.5039	8-HOLE	910024	910108	910208
KOM	D95		SALT	1.8503	10	2.925	6.2875	8.5039	8-HOLE	910024	910108	910208
KOM	D85		SALT	1.8503	10	2.925	6.2875	8.5039	8-HOLE	910024	910108	910208
KOM	D85EX-15		SALT	1.8503	10	2.925	6.2875	8.5039	8-HOLE	910024	910108	910208
KOM	D85PX		SALT	1.8503	10	2.925	6.2875	8.5039	8-HOLE	910024	910108	910208

WTC Machinery Corporation
91 Series Track Tooling Chart

Model	Shims(4) Unless Specified	RH Tool Bar	LH Tool Bar	Tool Holder ADJ (2)	Tool Holder Stat (2)	Pin Dissy (2)	Bushing Dissy (2)	Pin Assembly (2)	Bushing Assembly (2)	Shim Group	M.B.A. (2)	Plate for WS-310 (1)	Shim for WS-310 (2)
D85E	910312	918003	918004	912003	912004	913012	914081	915096	916119	917060	900275	528-143	
D95	910312	918003	918004	912003	912004	913012	914081	915096	916119	917060	900275	528-143	
D85P-18	910312	918003	918004	912003	912004	913012	914081	915096	916119	917060	900275	528-143	
PC400-3	910312	918003	918004	912003	912004	913012	914081	915096	916119	917060	900275	528-143	
PC400-5	910312	918003	918004	912003	912004	913012	914081	915096	916119	917060	900275	528-143	
PC400-6	910312	918003	918004	912003	912004	913012	914081	915096	916119	917060	900275	528-143	
D85	910308	918003	918004	912003	912004	913012	914080	915085	916119	917060	900275	528-143	528-147
D85A	910308	918003	918004	912003	912004	913012	914080	915085	916119	917060	900275	528-143	528-147
D85E-12	910308	918003	918004	912003	912004	913012	914080	915085	916119	917060	900275	528-143	528-147
D85E-12		918003	918004	912003	912004	913012	914080	915085	916119				
D85-18		918003	918004	912003	912004	913012	914006	915096	916138	917060		528-143	
D75		918003	918004	912003	912004	913012	914006	915096	916138	917060		528-143	
D80		918003	918004	912003	912004	913012	914006	915096	916138	917060		528-143	
D95		918003	918004	912003	912004	913012	914006	915096	916138	917060		528-143	
D85		918003	918004	912003	912004	913012	914006	915096	916138	917060		528-143	
D85EX-15		918003	918004	912003	912004	913012	914006	915096	916138	917060		528-143	
D85PX		918003	918004	912003	912004	913012	914006	915096	916138	917060		528-143	

WTC Machinery Corporation
91 Series Track Tooling Chart

Make	Model	Comments	Type	Pin Dia.	Pin Length	Bushing Dia.	Bushing Length	Pitch	Jaw Type	Jaw	Side Plates (2)	
KOM	D85PX-15		SALT	1.8503	10	2.925	6.2875	8.5039	8-HOLE	910024	910108	910208
KOM	PC-400 EX		SEALED	1.85	10	2.79	6.476	8.504	8-HOLE	910024		
KOM	PC400-6		SEALED	1.85	10	2.803	6.48	9	8-HOLE	910016	910112	910212
KOM	PC400LCSE-7		SEALED	1.85	10	2.803	6.48	9	8-HOLE	910016	910112	910212
KOM	PC400LC-7		SEALED	1.85	10	2.803	6.48	9	8-HOLE	910016	910112	910212
KOM	PC450		SEALED	1.85	10	2.803	6.48	9	8-HOLE	910016	910112	910212
KOM	D150-1	S/N 6842 & DN	SEALED	1.988	11.3	2.854	7.54	9	8-HOLE	910016	910108	910208
KOM	D155-1	S/N 6842 & DN	SEALED	1.988	11.3	2.854	7.54	9	8-HOLE	910016	910108	910208
KOM	D150-1	S/N 6843 & UP	SEALED	1.929	11.54	3.031	7.56	9	8-HOLE	910016	910108	910208
KOM	D155-1	S/N 6843 & UP	SEALED	1.929	11.54	3.031	7.56	9	8-HOLE	910016	910108	910208
KOM	D120-8		SEALED	1.988	11.3	2.854	8.11	9	8-HOLE	910016	910108	910208
KOM	D120-15		SEALED	1.988	11.3	2.854	8.11	9	8-HOLE	910016	910108	910208
KOM	D120-18		SEALED	1.988	11.3	2.854	8.11	9	8-HOLE	910016	910108	910208
KOM	D155		SEALED	1.988	11.3	2.854	8.11	9	8-HOLE	910016	910108	910208
KOM	D150-1		SALT	1.909	11.57	3.031	7.57	9	8-HOLE	910016	910108	910208
KOM	D155-1		SALT	1.909	11.57	3.031	7.57	9	8-HOLE	910016	910108	910208
KOM	D155		SALT	1.909	11.57	3.031	7.57	9	8-HOLE	910016	910108	910208

WTC Machinery Corporation
91 Series Track Tooling Chart

Model	Shims(4) Unless Specified	RH Tool Bar	LH Tool Bar	Tool Holder ADJ (2)	Tool Holder Stat (2)	Pin Dissy (2)	Bushing Dissy (2)	Pin Assembly (2)	Bushing Assembly (2)	Shim Group	M.B.A. (2)	Plate for WS-310 (1)	Shim for WS-310 (2)
D85PX-15		918003	918004	912003	912004	913012	914006	915096	916138	917060		528-143	
PC-400 EX		918003	918004	912003	912004	913064	914103	915232	916246				
PC400-6	910312	918003	918004	912003	912004	913012	914081	915096	916119	917060	900275	528-143	
PC400LCSE-7	910312	918003	918004	912003	912004	913012	914081	915096	916119	917060	900275	528-143	
PC400LC-7	910312	918003	918004	912003	912004	913012	914081	915096	916119	917060	900275	528-143	
PC450	910312	918003	918004	912003	912004	913012	914081	915096	916119	917060	900275	528-143	
D150-1	910308	918003	918004	912003	912004	913023	914102	915055	916120	917060	900284	528-143	528-147
D155-1	910308	918003	918004	912003	912004	913023	914102	915055	916120	917060	900284	528-143	528-147
D150-1		915003	918004	912003	912004	913044	914104	915086	916121	917060	900286	528-143	528-146
D155-1		918003	918004	912003	912004	913044	914104	915086	916121	917060	900286	528-143	528-146
D120-8	910308	918003	918004	912003	912004	913022	914077	915055	916083	917060	900267	528-143	528-147
D120-15	910308	918003	918004	912003	912004	913022	914077	915055	916083	917060	900267	528-143	528-147
D120-18	910308	918003	918004	912003	912004	913022	914077	915055	916083	917060	900267	528-143	528-147
D155	910308	918003	918004	912003	912004	913022	914077	915055	916083	917060	900267	528-143	528-147
D150-1		918003	918004	912003	912004	913045	914108	915055	916125	917060	900289	528-143	528-146
D155-1		918003	918004	912003	912004	913045	914108	915055	916125	917060	900289	528-143	528-146
D155		918003	918004	912003	912004	913045	914108	915055	916125	917060	900289	528-143	528-146

WTC Machinery Corporation
91 Series Track Tooling Chart

Make	Model	Comments	Type	Pin Dia.	Pin Length	Bushing Dia.	Bushing Length	Pitch	Jaw Type	Jaw	Side Plates (2)	
KOM	D155A		SALT	1.909	11.57	3.031	7.57	9	8-HOLE	910016	910108	910208
KOM	D150-1	S/N 6842 & DN	UNSEALED	1.988	11.299	2.854	8.11	9	8-HOLE	910016	910108	910208
KOM	D155-1	S/N 6842 & DN	UNSEALED	1.988	11.299	2.854	8.11	9	8-HOLE	910016	910108	910208
KOM	D150-1	S/N 6843 & UP	UNSEALED	1.929	11.535	3.031	8.267	9	8-HOLE	910016	910108	910208
KOM	D155-1	S/N 6843 & UP	UNSEALED	1.929	11.535	3.031	8.267	9	8-HOLE	910016	910108	910208
KOM	D155-1	S/N 10263-19064	SEALED	1.9069	11.5747	3.1102	7.5708	9	8-HOLE	910016	910108	910208
KOM	D155A-1	S/N 2540-10262	SEALED	1.909	11.3	3.011	7.54	9	8-HOLE	910016	910108	910208
KOM	D155-1	S/N 19065 & UP	SALT	1.9094	11.574	3.11023	7.3976	9	8-HOLE	910016	910108	910208
KOM	D155A-2		SALT	1.9094	11.574	3.11023	7.3976	9	8-HOLE	910016	910108	910208
KOM	D155A-2		SEALED	1.909	11.48	3.03	7.14	9	8-HOLE	910016	910108	910208
KOM	D155AX-3		SEALED	1.909	11.48	3.03	7.39	9	8-HOLE	910016	910108	910208
KOM	D155A-5		SEALED	1.909	11.48	3.03	7.39	9	8-HOLE	910016	910108	910208
KOM	D155AX-5		SEALED	1.909	11.48	3.03	7.39	9	8-HOLE	910016	910108	910208
KOM	PC300HD-6		SEALED	1.85	9.92	2.8	6.47	9	8-HOLE	910016	910108	910208
KOM	PC600-6			1.92	11.41	2.87	7.9	9	8-HOLE	910016	910108	910208
KOM	PC600-7			1.92	11.41	2.87	7.9	9	8-HOLE	910016	910108	910208
KOM	PC600LC-6			1.92	11.41	2.87	7.9	9	8-HOLE	910016	910108	910208

WTC Machinery Corporation
91 Series Track Tooling Chart

Model	Shims(4) Unless Specified	RH Tool Bar	LH Tool Bar	Tool Holder ADJ (2)	Tool Holder Stat (2)	Pin Dissy (2)	Bushing Dissy (2)	Pin Assembly (2)	Bushing Assembly (2)	Shim Group	M.B.A. (2)	Plate for WS-310 (1)	Shim for WS-310 (2)
D155A		918003	918004	912003	912004	913045	914108	915055	916125	917060	900289	528-143	528-146
D150-1	910308	918003	918004	912003	912004	913023	914103	915055	916083	917060	900285	528-143	528-146
D155-1	910308	918003	918004	912003	912004	913023	914103	915055	916083	917060	900285	528-143	528-146
D150-1		918003	918004	912003	912004	913045	914105	915086	916122	917060	900287	528-143	528-146
D155-1		918003	918004	912003	912004	913045	914105	915086	916122	917060	900287	528-143	528-146
D155-1		918003	918004	912003	912004	913022	914107	915087	916124	917060	900289	528-143	528-146
D155A-1		918003	918004	912003	912004	913023	914102	915055	916123	917060	900288	528-143	528-146
D155-1		918003	918004	912003	912004	913049	914107	915087	916139	917060		528-143	528-146
D155A-2		918003	918004	912003	912004	913049	914107	915087	916139	917060		528-143	528-146
D155A-2		918003	918004	912003	912004	913049	914134	915087	916218	917060		528-143	528-146
D155AX-3		918003	918004	912003	912004	913022	914107	915167	916229	917060		528-143	528-146
D155A-5		918003	918004	912003	912004	913022	914107	915167	916229	917060		528-143	528-146
D155AX-5		918003	918004	912003	912004	913022	914107	915167	916229	917060		528-143	528-146
PC300HD-6	910308	918003	918004	912003	912004	913026	914136	915160	916120		900288		
PC600-6		918003	918004	912003	912004	913060	914103	915177	916244	917060		528-143	528-147
PC600-7		918003	918004	912003	912004	913060	914103	915177	916244	917060		528-143	528-147
PC600LC-6		918003	918004	912003	912004	913060	914103	915177	916244	917060		528-143	528-147

WTC Machinery Corporation
91 Series Track Tooling Chart

Make	Model	Comments	Type	Pin Dia.	Pin Length	Bushing Dia.	Bushing Length	Pitch	Jaw Type	Jaw	Side Plates (2)	
KOM	PC600LC-7			1.92	11.41	2.87	7.9	9	8-HOLE	910016	910108	910208
KOM	D250		RECESSED	2.165	12.323	3.11	9.016	10.25	8-HOLE	910042	910120	910220
KOM	D355		FLUSH	2.244	12.579	3.346	8.031	10.25	8-HOLE	910042	910120	910220
KOM	PC650-5		SEALED	2.185	12.614	3.445	8.504	10.25	8-HOLE	910042	910120	910220
KOM	PC750SE-6		SEALED	2.185	12.614	3.445	8.504	10.25	8-HOLE	910042	910120	910220
KOM	PC710		SEALED	2.185	12.614	3.445	8.504	10.25	8-HOLE	910042	910120	910220
KOM	PC600		SEALED	2.185	12.614	3.445	8.504	10.25	8-HOLE	910042	910120	910220
KOM	PC700		SEALED	2.185	12.614	3.445	8.504	10.25	8-HOLE	910042	910120	910220
KOM	PC800		SEALED	2.185	12.614	3.445	8.504	10.25	8-HOLE	910042	910120	910220
KOM	D355A-1	S/N 1010-1631	SEALED	2.244	12.578	3.346	8.496	10.25	8-HOLE	910042	910120	910220
KOM	PC1000		SEALED	2.244	12.614	3.62	8.744	10.25	8-HOLE	910042	910120	910220
KOM	D355A-3	S/N 1632-4233	SEALED	2.185	12.736	3.346	8.503	10.25	8-HOLE	910042	910120	910220
KOM	D355A-3	S/N 4234 & UP	SALT	2.185	12.736	3.445	8.333	10.25	8-HOLE	910042	910120	910220
KOM	D355		SALT	2.185	12.736	3.445	8.333	10.25	8-HOLE	910042	910120	910220
KOM	D375A-1		SALT	2.24	12.61	3.648	8.195	10.25	8-HOLE	910042	910120	910220
KOM	D275A-2		SALT	2.24	12.61	3.648	8.195	10.25	8-HOLE	910042	910120	910220
KOM	D375		SALT	2.24	12.61	3.648	8.195	10.25	8-HOLE	910042	910120	910220

WTC Machinery Corporation
91 Series Track Tooling Chart

Model	Shims(4) Unless Specified	RH Tool Bar	LH Tool Bar	Tool Holder ADJ (2)	Tool Holder Stat (2)	Pin Dissy (2)	Bushing Dissy (2)	Pin Assembly (2)	Bushing Assembly (2)	Shim Group	M.B.A. (2)	Plate for WS-310 (1)	Shim for WS-310 (2)
PC600LC-7		918003	918004	912003	912004	913060	914103	915177	916244	917060		528-143	528-147
D250		918003	918004	912003	912004	913025	914075	915054	916075	917060	900268	528-142	528-144
D355		918003	918004	912003	912004	913025	914078	915053	916076	917060		528-142	528-144
PC650-5		918003	918004	912003	912004	913046	914109	915125	916126	917060	900290	528-142	528-144
PC750SE-6		918003	918004	912003	912004	913046	914109	915125	916126	917060	900290	528-142	528-144
PC710		918003	918004	912003	912004	913046	914109	915125	916126	917060	900290	528-142	528-144
PC600		918003	918004	912003	912004	913046	914109	915125	916126	917060	900290	528-142	528-144
PC700		918003	918004	912003	912004	913046	914109	915125	916126	917060	900290	528-142	528-144
PC800		918003	918004	912003	912004	913046	914109	915125	916126	917060	900290	528-142	528-144
D355A-1		918003	918004	912003	912004	913046	914109	915088	916126	917060	900290	528-142	528-144
PC1000		918003	918004	912003	912004	913025	914109	915063	916177	917060	9002001	528-150	528-146
D355A-3		918003	918004	912003	912004	913047	914109	915091	916134	917060	900290	528-143	528-145
D355A-3		918003	918004	912003	912004	913047	914109	915091	916135	917060		528-143	
D355		918003	918004	912003	912004	913047	914109	915091	916135	917060		528-143	
D375A-1		918003	918004	912003	912004	913035	914109	915063	916160	917060		528-143	528-145
D275A-2		918003	918004	912003	912004	913035	914109	915063	916160	917060		528-143	528-145
D375		918003	918004	912003	912004	913035	914109	915063	916160	917060		528-143	528-145

WTC Machinery Corporation
91 Series Track Tooling Chart

Make	Model	Comments	Type	Pin Dia.	Pin Length	Bushing Dia.	Bushing Length	Pitch	Jaw Type	Jaw	Side Plates (2)	
KOM	PC1000-1		SALT	2.24	12.61	3.648	8.195	10.25	8-HOLE	910042	910120	910220
KOM	PC1000SE-1		SALT	2.24	12.61	3.648	8.195	10.25	8-HOLE	910042	910120	910220
KOM	PC750		DRY TRACK	2.2	12.61	3.44	8.89	10.25	8-HOLE	910042	910120	910220
KOM	PC1100-6		DRY TRACK	2.36	12.77	3.87	8.88	11.03	8-HOLE	910028		
KOM	PC1100LC-6		DRY TRACK	2.36	12.77	3.87	8.88	11.03	8-HOLE	910028		
KOM	PC1100SP-6		DRY TRACK	2.36	12.77	3.87	8.88	11.03	8-HOLE	910028		
KOM	PC1250		DRY TRACK	2.36	12.77	3.87	8.88	11.03	8-HOLE	910028		
KOM	PC1250-7		DRY TRACK	2.36	12.77	3.87	8.88	11.03	8-HOLE	910028		
KOM	PC1250SP-7		DRY TRACK	2.36	12.77	3.87	8.88	11.03	8-HOLE	910028		
KOM	PC1250LC-7		DRY TRACK	2.36	12.77	3.87	8.88	11.03	8-HOLE	910028		
KOM	D375A-2		SALT	2.36	12.77	3.86	8.35	11.04	8-HOLE	910028		
KOM	D375A-3		SALT	2.36	12.77	3.86	8.35	11.04	8-HOLE	910028		
KOM	D375A-5		SALT	2.362	12.77	3.878	8.35	11.04	8-HOLE	910028		
KOM	D455		SALT	2.76	14.37	4.25	9.76	12.5	8-HOLE	910005		
KOM	D455A-1	S/N 1004-1089	SALT	2.76	14.37	4.25	9.76	12.5	8-HOLE	910005		
KOM	D455A-1	S/N 1090-1333	SALT	2.76	14.37	4.449	9.76	12.5	8-HOLE	910005		
KOM	D455A-1	S/N 1334 & UP	SALT	2.7559	14.37	4.4488	9.556	12.5	8-HOLE	910005		

WTC Machinery Corporation
91 Series Track Tooling Chart

Model	Shims(4) Unless Specified	RH Tool Bar	LH Tool Bar	Tool Holder ADJ (2)	Tool Holder Stat (2)	Pin Dissy (2)	Bushing Dissy (2)	Pin Assembly (2)	Bushing Assembly (2)	Shim Group	M.B.A. (2)	Plate for WS-310 (1)	Shim for WS-310 (2)
PC1000-1		918003	918004	912003	912004	913035	914109	915063	916160	917060		528-143	528-145
PC1000SE-1		918003	918004	912003	912004	913035	914109	915063	916160	917060		528-143	528-145
PC750		918003	918004	912003	912004	913046	914135	915125	916219	917060	900290	528-142	528-144
PC1100-6		918003	918004	912003	912004	913050	914137	915131	916220	917060		528-150	528-145
PC1100LC-6		918003	918004	912003	912004	913050	914137	915131	916220	917060		528-150	528-145
PC1100SP-6		918003	918004	912003	912004	913050	914137	915131	916220	917060		528-150	528-145
PC1250		918003	918004	912003	912004	913050	914137	915131	916220	917060		528-150	528-145
PC1250-7		918003	918004	912003	912004	913050	914137	915131	916220	917060		528-150	528-145
PC1250SP-7		918003	918004	912003	912004	913050	914137	915131	916220	917060		528-150	528-145
PC1250LC-7		918003	918004	912003	912004	913050	914137	915131	916220	917060		528-150	528-145
D375A-2		918003	918004	912003	912004	913050	914115	915131	916184	917060		528-150	528-145
D375A-3		918003	918004	912003	912004	913050	914115	915131	916184	917060		528-150	528-145
D375A-5		918003	918004	912003	912004	913050	914115	915165	916225	917060		528-150	528-145
D455		918003	918004	918006	918006	913048	914110	915090	916129	917060			
D455A-1		918003	918004	918006	918006	913048	914110	915090	916129	917060			
D455A-1		918003	918004	918006	918006	913048	914110	915090	916129	917060			
D455A-1		918003	918004	918006	918006	913050	914110	915090	916140	917060	900276		

WTC Machinery Corporation
91 Series Track Tooling Chart

Make	Model	Comments	Type	Pin Dia.	Pin Length	Bushing Dia.	Bushing Length	Pitch	Jaw Type	Jaw	Side Plates (2)	
KOM	D475A-1		SALT	2.76	14.4	4.449	9.61	12.51	8-HOLE	910005		
KOM	D475A-2		SALT	2.76	14.4	4.449	9.61	12.51	8-HOLE	910005		
KOM	EX1800-PC1800	133 mm	SALT	2.76	13.78	4.606	9.69	12.51	8-HOLE	910005		
KOM	D475A-5		SALT	2.76	13.78	4.606	9.69	12.51	8-HOLE	910005		
KOM	D475A-3		SALT	2.76	13.78	4.606	9.69	12.51	8-HOLE	910005		
KOM	PC1600		SALT	2.76	13.78	4.606	9.69	12.51	8-HOLE	910005		
KOM	PC2000		SALT	2.76	13.78	4.606	9.69	12.51	8-HOLE	910005		
KOM	D575A-2		SALT	2.913	17.32	4.528	10.669	12.508	8-HOLE	910005		
KOM	D575A-3		SALT	2.913	17.32	4.528	10.669	12.508	8-HOLE	910005		
KOM	PC120-6			1.181	6.811	1.811	3.713	6.89	ADJ	800001		
KOM	PC300	EXC	SEALED	1.76	9.53	2.618	6.26	8	8-HOLE	610025		
KOM	PC600	EXC	SEALED	1.85	10	2.79	6.476	8.504	8-HOLE	910024		
KOM	D85-18	S/N 26513 & DN	SEALED	1.85	10	2.925	6.4763	8.5	8-HOLE	910024		
KOM	D575-1		DRY TRACK	1.5	8.66	2.218	5.46	7.48	ADJ	800001		
KOM	D95-S		SEALED	1.772	10	2.8	6.48	8.5	8-HOLE	910024		
KOM	D125-18		RECESSED	1.988	11.3	2.854	8.11	9	8-HOLE	910016		
KOM	D135A-1			1.909	11.575	3.11	7.398	9	8-HOLE	910016		

WTC Machinery Corporation
91 Series Track Tooling Chart

Model	Shims(4) Unless Specified	RH Tool Bar	LH Tool Bar	Tool Holder ADJ (2)	Tool Holder Stat (2)	Pin Dissy (2)	Bushing Dissy (2)	Pin Assembly (2)	Bushing Assembly (2)	Shim Group	M.B.A. (2)	Plate for WS-310 (1)	Shim for WS-310 (2)
D475A-1		918003	918004	918006	918006	913050	914110	915107	916161	917060	900269		
D475A-2		918003	918004	918006	918006	913050	914110	915107	916161	917060	900269		
EX1800-PC1800		918003	918004	918006	918006	913050	914110	915107	916183	917060			
D475A-5		918003	918004	918006	918006	913050	914110	915238	916183	917060			
D475A-3		918003	918004	918006	918006	913050	914110	915239	916183	917060			
PC1600		918003	918004	918006	918006	913050	914110	915107	916183	917060			
PC2000		918003	918004	918006	918006	913050	914110	915107	916183	917060			
D575A-2		918003	918004			A2800-005-ws200		A2392-278					
D575A-3		918003	918004		912004	A2800-005-ws200		A2392-278					
PC120-6		918001	918002	912005	912006	913082	914142	915126	916078				
PC300		918003	918004	912003	912004	913063	914012	915076	916279				
PC600		918003	918004	912003	912004	913064	914103	915232	916246				
D85-18		918003	918004	912003	912004	913064	914103	915232	916246				
D575-1		918001	918002	912005	912006	913033	914072	915233	916233				
D95-S		918003	918004	912003	912004	913011	914014	915232	916246				
D125-18		918003	918004	912003	912004	913023	914103	915206	916280				
D135A-1		918003	918004	912003	912004	913011	914103		916130				

WTC Machinery Corporation
91 Series Track Tooling Chart

Make	Model	Comments	Type	Pin Dia.	Pin Length	Bushing Dia.	Bushing Length	Pitch	Jaw Type	Jaw	Side Plates (2)	
KUBOTA	KH170L	EXC	UNSEALED	0.994	5.51	0.622	3.64	5.31	ADJ	910013		
LIEBHERR	R912		SEALED	1.314	7	1.993	4.83	6.735	ADJ	800001		
LIEBHERR	R922		SEALED	1.314	7	1.993	4.83	6.735	ADJ	800001		
LIEBHERR	R932		SEALED	1.442	8.13	2.118	5.7	6.735	ADJ	800001	910103	910203
LIEBHERR	PR711		SALT	1.315	7.22	2.205	4.44	6.735	ADJ	800001		
LIEBHERR	PR721		SALT	1.442	8.12	2.312	5.21	6.735	ADJ	800001		
LIEBHERR	PR731		SALT	1.752	9.06	2.621	5.78	7.985	8-HOLE	910025	910114	910214
LIEBHERR	631	MAY WORK	SALT	1.752	9.06	2.621	5.78	7.985	8-HOLE	910025	910114	910214
LINKBELT	LS2800		SEALED	1.442	8.13	2.118	5.7	6.735	ADJ	800001		
LINKBELT	LS7800		SEALED	1.442	8.13	2.118	5.7	6.735	ADJ	800001		
LINKBELT	LS9800		SEALED	1.752	9.88	2.621	6.87	7.985	8-HOLE	910025	910114	910214
LINKBELT	LS4800		SEALED	1.878	9.88	2.812	6.96	8.5	8-HOLE	910024	910108	910208
LINKBELT	LS5400		SEALED	1.878	9.88	2.812	6.96	8.5	8-HOLE	910024	910108	910208
LINKBELT	LS5800		SEALED	1.878	9.88	2.812	6.96	8.5	8-HOLE	910024	910108	910208
LINKBELT	LS6400		SEALED	2.003	11.44	2.996	7.94	9	8-HOLE	910016	910108	910208
LINKBELT	LS7400		SEALED	2.003	11.44	2.996	7.94	9	8-HOLE	910016	910108	910208
MASSEY-FERGUSON	MF2244		RECESSED	0.984	5.42	1.468	3.92	5.512	ADJ	800005		

WTC Machinery Corporation
91 Series Track Tooling Chart

Model	Shims(4) Unless Specified	RH Tool Bar	LH Tool Bar	Tool Holder ADJ (2)	Tool Holder Stat (2)	Pin Dissy (2)	Bushing Dissy (2)	Pin Assembly (2)	Bushing Assembly (2)	Shim Group	M.B.A. (2)	Plate for WS-310 (1)	Shim for WS-310 (2)
KH170L		918001	918002	912005	912006	913037	914084	915040	916067	917059			
R912		918001	918002	912005	912006	913002	914002	915002	916002	917059	900239	528-142	528-148
R922		918001	918002	912005	912006	913002	914002	915002	916002	917059	900239	528-142	528-148
R932		918001	918002	912005	912006	913008	914009	915009	916009	917059	900237	528-142	528-146
PR711		918001	918002	912005	912006	913027	914062	915052	916156	917059		528-142	528-146
PR721		918001	918002	912005	912006	913008	914070	915052	916074				
PR731	910314(2)	918003	918004	912003	912004	913013	914015	915003	916016	917060		528-150	
631	910314	918003	918004	912003	912004	913013	914015	915003	916016	917060		528-150	
LS2800		918001	918002	912005	912006	913008	914009	915009	916009	917059	900237	528-142	528-146
LS7800		918001	918002	912005	912006	913008	914009	915009	916009	917059	900237	528-142	528-146
LS9800	910314(8)	918003	918004	912003	912004	913012	914012	915012	916015	917060	900234	528-150	528-144
LS4800	910308	918003	918004	912003	912004	913005	914013	915012	916013	917060	900227	528-143	528-147
LS5400	910308	918003	918004	912003	912004	913005	914013	915012	916013	917060	900227	528-143	528-147
LS5800	910308	918003	918004	912003	912004	913005	914013	915012	916013	917060	900227	528-143	528-147
LS6400	910308(8)	918003	918004	912003	912004	913001	914001	915001	916001	917060	900236	528-143	528-147
LS7400	910308(8)	918003	918004	912003	912004	913001	914001	915001	916001	917060	900236	528-143	528-147
MF2244		918001	918002	912005	912006	913030	914065	915057	916108	917059	900253	528-142	528-148

WTC Machinery Corporation
91 Series Track Tooling Chart

Make	Model	Comments	Type	Pin Dia.	Pin Length	Bushing Dia.	Bushing Length	Pitch	Jaw Type	Jaw	Side Plates (2)	
MASSEY-FERGUSSON	MF200B		SEALED	1.063	5.75	1.654	3.98	5.512	ADJ	800005		
MASSEY-FERGUSSON	MF300		RECESSED	1.299	6.61	1.968	4.8	6.299	ADJ	800005		
MASSEY-FERGUSSON	MF450		RECESSED	1.299	6.61	1.968	4.8	6.299	ADJ	800005		
MASSEY-FERGUSSON	MF300		SEALED	1.299	6.61	1.968	4.61	6.299	ADJ	800005		
MASSEY-FERGUSSON	MF500		RECESSED	1.378	7.17	2.048	4.85	6.69	ADJ	800005	910104	910204
MASSEY-FERGUSSON	MF400C		SEALED	1.38	7.01	2.048	4396	6.69	ADJ	800005	910104	910204
MASSEY-FERGUSSON	MFD400C		SEALED	1.38	7.01	2.048	4396	6.69	ADJ	800005	910104	910204
MASSEY-FERGUSSON	MF500B		SEALED	1.441	8.11	2.122	5.7	6.75	ADJ	800005	910103	910203
MASSEY-FERGUSSON	MF600C		SEALED	1.752	8.66	2.618	5.95	7.98	8-HOLE	910025	910114	910214
MASSEY-FERGUSSON	MFD700C		SEALED	1.88	9.88	2.811	6.97	8.5	8-HOLE	910024	910108	910208
TEREX	82-20AA,		RECESSED	1.75	9.19	2.88	70.06	8	8-HOLE	910025	910114	910214
TEREX	82-30		RECESSED	1.75	9.19	2.88	70.06	8	8-HOLE	910025	910114	910214
TEREX	82-30AA		RECESSED	1.75	11.52	2.88	8.21	8	8-HOLE	910025	910114	910214
TEREX	82-30FA		RECESSED	1.75	11.52	2.88	8.21	8	8-HOLE	910025	910114	910214
TEREX	82-40AA		RECESSED	1.75	11.52	2.88	8.21	8	8-HOLE	910025	910114	910214
TEREX	82-40CA		RECESSED	1.75	11.52	2.88	8.21	8	8-HOLE	910025	910114	910214
TEREX	82-30B		RECESSED	2	11.52	3.19	8.21	9	8-HOLE	910016	910108	910208

WTC Machinery Corporation
91 Series Track Tooling Chart

Model	Shims(4) Unless Specified	RH Tool Bar	LH Tool Bar	Tool Holder ADJ (2)	Tool Holder Stat (2)	Pin Dissy (2)	Bushing Dissy (2)	Pin Assembly (2)	Bushing Assembly (2)	Shim Group	M.B.A. (2)	Plate for WS-310 (1)	Shim for WS-310 (2)
MF200B		918001	918002	912005	912006	913042	914101	915004	916113	917059	900282	528-142	528-146
MF300		918001	918002	912005	912006	913043	914096	915002	916111	917059	900252	528-150	528-145
MF450		918001	918002	912005	912006	913043	914096	915002	916111	917059	900252	528-150	528-145
MF300		918001	918002	912005	912006	913027	914016	915078	916107	917059	900281	528-150	528-146
MF500	910304(8)	918001	918002	912005	912006	913027	914099	915080	916112	917059	900251	528-150	
MF400C	910304(8)	918001	918002	912005	912006	913027	914098	915078	916110	917059	900280	528-150	528-145
MFD400C	910304(8)	918001	918002	912005	912006	913027	914098	915078	916110	917059	900280	528-150	528-145
MF500B		918001	918002	912005	912006	913019	914097	915079	916009	917059	900279	528-142	528-146
MF600C		918003	918004	912003	912004	913041	914015	915081	916015	917060	900234	528-150	528-144
MFD700C	910308	918003	918004	912003	912004	913012	914100	915062	916114	917060	900227	528-143	528-147
82-20AA,	910314	918003	918004	912003	912004	913040	914095	915075	916106	917060	528-143	528-146	
82-30	910314(20)	918003	918004	912003	912004	913040	914095	915075	916106	917060	528-143	528-146	
82-30AA	910314(20)	918003	918004	912003	912004	913033	914094	915021	916105	917060	528-143	528-146	
82-30FA	910314(20)	918003	918004	912003	912004	913033	914094	915021	916105	917060	528-143	528-146	
82-40AA	910314(20)	918003	918004	912003	912004	913033	914094	915021	916105	917060	528-143	528-146	
82-40CA	910314(20)	918003	918004	912003	912004	913033	914094	915021	916105	917060	528-143	528-146	
82-30B		918003	918004	912003	912004	913011	914075	915077	916104	917060	528-143	528-145	

WTC Machinery Corporation
91 Series Track Tooling Chart

Make	Model	Comments	Type	Pin Dia.	Pin Length	Bushing Dia.	Bushing Length	Pitch	Jaw Type	Jaw	Side Plates (2)	
TEREX	82-40DA		RECESSED	2	11.52	3.19	8.21	9	8-HOLE	910016	910108	910208
TEREX	82-80DA		RECESSED	2	12.38	3.19	8.8	9	8-HOLE	910016	910108	910208
TEREX	TC-12		RECESSED	2	12.38	3.19	8.8	9	8-HOLE	910016	910108	910208
TEREX	82-50		RECESSED	2.38	12.38	3.5	8.8	10.312	8-HOLE	910042	910120	910220
VOLVO	EC150LC			1.496	8.1875	2.323	5.724	7.5	ADJ	800001		

WTC Machinery Corporation
91 Series Track Tooling Chart

Model	Shims(4) Unless Specified	RH Tool Bar	LH Tool Bar	Tool Holder ADJ (2)	Tool Holder Stat (2)	Pin Dissy (2)	Bushing Dissy (2)	Pin Assembly (2)	Bushing Assembly (2)	Shim Group	M.B.A. (2)	Plate for WS-310 (1)	Shim for WS-310 (2)
82-40DA		918003	918004	912003	912004	913011	914075	915077	916104	917060	528-143	528-145	
82-80DA	910308(8)	918003	918004	912003	912004	913009	914019	915076	916103	917060	528-143	528-145	
TC-12	910308(8)	918003	918004	912003	912004	913009	914019	915076	916103	917060	528-143	528-145	
82-50		918003	918004	912003	912004	913035	914093	915063	916102	917060	528-150		
EC150LC		918001	918002	912001	912002	913029	914071	915234	916281				